

STREAM A

AUTOMATIC SINGLE-SIDED
EDGEBANDING MACHINES



 **BIESSE**

RELIABILITY ACROSS SEVERAL WORK SHIFTS



THE MARKET EXPECTS

a change in manufacturing processes, enabling companies to accept the largest possible number of orders. This is coupled with the need to maintain high quality standards whilst offering product customisation with quick and defined delivery times, as well as responding to the needs of highly creative designers.

BIESSE MEETS

these requirements with technological solutions that enhance and support technical expertise, as well as process and material knowledge.

Stream A is the new range of automated single-sided edgebanding machines aimed at medium sized companies who wish to increase their production capacity. It enables users to ramp up production up to 2 work shifts. It seamlessly adapt to any machining needs thanks to its configuration possibilities.




STREAM A

- ✔ THE PRECISION OF AN INDUSTRIAL MACHINE THANKS TO THE STURDY STRUCTURE
- ✔ MACHINE CUSTOMISATION DEPENDING ON PRODUCTION REQUIREMENTS
- ✔ ADVANCED TECHNOLOGY FOR A PERFECT FINISH
- ✔ TOP QUALITY FINISHED PRODUCT

THE PRECISION OF AN INDUSTRIAL MACHINE


The sturdy structure guarantees the precision and reliability typical of production-line machines.


The **monolithic base** provides high stability and allows the machine to operate also over several work shifts whilst continuing to deliver high quality standards.



+69% RIGIDITY

According to the FEM structural analysis that examines structural resistance, the rigidity of the components, deformation, kinematic mechanisms, etc., the new base is 69% more rigid. Reliability and outstanding precision prove once again to be a constant factor in Biesse technologies, guaranteed over time.





The Belt Presser, which is standard in the Stream A, allows the panel to run on the belt guaranteeing uniform pressure which is ideal even for more delicate coverings.




The sturdy 30 mm **columns**, fixed directly on the base, fully absorb all vibrations generated during machining.


NEW DESIGN



More spacious new design,
optimised for greater practicality.



Vertical LED bar with different colours
to understand the machine status at
any moment.



PERFECT GLUING SURFACE



The **RT20 2-motor Pre-milling Unit** with automatic intervention guarantees a perfect base for gluing. New optimisation of the suction system guarantees optimum cleaning.

The **RT30 2-motor Pre-milling Unit** with automatic intervention guarantees a perfect base for gluing. With its dual copying system, it can machine the panel profile without losing the squaring.



IDENTITY




PRACTICAL DESIGN

An innovative yet simple design is the hallmark of Biesse's distinctive identity.


The transparent polycarbonate reinforced protection door is designed to guarantee maximum visibility for the operator. Fitted with 5-colour LEDs indicating machine status, it ensures that processing phases can be easily and safely monitored.



APPLICATION OF EDGEBOARDING OF ANY SIZE



Gluing unit for the automatic application of edging in rolls or strips, from 0.4 to 22 mm. Developed as standard equipment for all technologies for maximum performance.




Banding material container
Boosted flexibility and reduced tooling times, thanks to the magazine with up to 6 places for automatic edging strip replacement in real time.



Glue pot

The **glue pot** is equipped with a pre-copying system to prevent direct contact between the roller and the panel, preserving the surface quality of the machined panel whilst allowing for a smooth and even application of glue, without wear to the glue pot.



Special new glue chuck for using EVA and PUR

- ✔ One single chuck that can work with both EVA and PUR in granules
- ✔ High flexibility thanks to the automatic system that drains the glue from below
- ✔ Automatic roller cleaning cycle on the basis of the panel length
- ✔ CN axis for glue quantity adjustment (optional)
- ✔ Glue level sensor, Pop up alert in the screen when the glue is finishing



Pre-melter for EVA glue

To meet all the priority machining needs:

- ✔ More glue available
- ✔ Easy control of the glue level



Pre-melter Top Melt TM20


New system for melting polyurethane glue from above.

- ✔ High flexibility of use
- ✔ PUR glue on demand, according to the amount of glue used
- ✔ Hermetically sealed system for extended glue life



Advanced management of PU glue depending on machining requirements.

TWIN PRE-MELTERS: MAXIMUM MACHINING FLEXIBILITY AND EFFICIENCY



Thanks to the new gluing device designed for Stream A, the gluing unit can now house 2 pre-melters that can be alternated with just a few steps.

INNOVATIVE SYSTEM, BIESSE TECHNOLOGY




The new gluing device uses a unique technology that allows the machine to be equipped with either:

- ✔ 2 pre-melters with PUR polyurethane glue
- ✔ 1 PUR pre-melter + 1 EVA glue pre-melter
- ✔ 2 pre-melters with EVA glue

In just a few simple, fast steps, the operator can:

- ✔ Quickly **change the glue colour**
- ✔ Pass from **PUR to EVA** and vice versa
- ✔ **Clean the unused pre-melter in real time**, without stopping the machine



The gluing unit is designed to simplify and optimise the work process, with the result that the working area is cleaner and maintenance is made easier.

Stream A offers improved productivity and performance, guaranteeing top quality finishing every time.


AIR FORCE SYSTEM

INVISIBLE EDGEBANDING

No joints and no glue line, in perfect harmony with the panel.

AirForce System is evolving, becoming ever more efficient with reduced energy consumption and noise levels.

AFS, available on Biesse edgebanding machines, is based on the physical principle of convection. By using a compressed hot air system, the edge bonds perfectly with the panel guaranteeing resistance to water and heat and an excellent long lasting quality finish.



MAXIMUM VISIBILITY OF MACHINING OPERATION

Cutting quality and precision thanks to the End Trimmer that supports the trimming of the panel edge at both ends. 2 versions available depending on machining requirements.



IN801

The edge trimming unit, on its THK double guide rail, guarantees optimal vibration absorption.

The IN801 unit includes, as standards:

- ✔ The dynamic suctioning system that follows the blades' every move,
- ✔ Automatic blade tilting,
- ✔ Copying system suitable for processing hinge holes.



A specific Research & Development team creates pioneering solutions to meet market requirements and offer cutting edge technology that is reliable and guarantees first-class results.



The copying and tracing system guarantees optimal finish quality also on high-gloss edges with film.

IT70P

Linear edge trimming unit with stepper movement. Solid wood machining up to 12 mm, speed up to 25 m/min.




IT90P

Linear edge trimming unit with stepper movement. Solid wood machining up to 22 mm, speed up to 25 m/min.

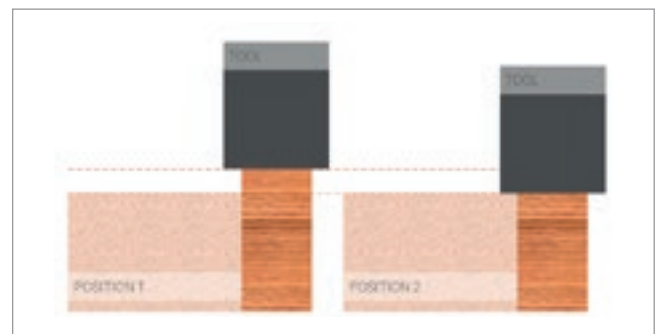


REDUCED PRODUCTION TIME


Stream A offers personalised solutions that enable a reduction of set-up and machining times.



The **Rough Trimmer** reduces the excess edge on the top and bottom of the panel. It guarantees a perfect finish for solid wood, in one single movement.



Duo System is a device for the automatic changeover between the rough-shaping and finishing functions.



The **Fine trimmer**, for fine trimming of the top and bottom edges. Complete with 2 high-frequency motors and vertical/horizontal copiers with rotating disc.



RF100

The ideal unit for standardised production that enables maximum machining quality.




RF300

Manual management of machining settings with 4 automatic tool profile settings. Greater setting speed to move from one machining operation to the other.



RF400

Full machining setting autonomy. The ideal solution for users who require absolute machining flexibility, thanks to the full adjustment of the machine to the required edge thickness.





UNIQUE TECHNOLOGY ON THE MARKET

Unique innovations in this machine price range to meet productivity and flexibility requirements of the most demanding manufacturers.

The multi-function **Corner Rounding Unit** forms a radius on both the front/rear and top/bottom edges.

AR30

Equipped with two engines for standard machining operations.



AR34NC

Equipped with four engines to process even different materials such as rounded wood edges.



The controlled axis, fitted as standard on both version of the Corner Rounding unit, supports the management of infinite machining settings. The machine is perfectly suited to manufacturing needs.

Q-System

Patented Q-System chuck with real-time profile change.

FIRST CLASS TECHNOLOGY TO MEET THE NEEDS OF FLEXIBILITY AND PRODUCTIVITY


AR70 electronic rounding device

Completes the head and tail of the panel.

- ✔ 3 brushless motors for fast and precise movements
- ✔ Diamond tool with 5 profiles for maximum processing flexibility
- ✔ Unprecedented quality finish thanks to high frequency electrospindle 18000 rpm with HSK coupling



Reliability
and performance
without compromise.



ULTIMATE RESULTS FOR FINISHED PRODUCTS



The **Edge scraper** eliminates the imperfections resulting from previous machining operations on the top and bottom of the edge.



RB02

Compact working with the management of 2 controlled axes profiles for infinite settings.




RB300

Positioned on the column, it allows the management of four automatic blade settings.



RB400

Positioned on the column for the complete absorption of any vibration generated on the structure, with the management of 4 controlled axes profiles for infinite settings.



HIGH-QUALITY PRODUCTS

RCC-701 / RC40

The **Glue Scraper** removes excess glue from the top and bottom of the panel. This is the only model on the market fixed with 4 pneumatic cylinders for a top quality finish.



Buffing unit

to clean and polish the edge and the panel.



Hot air blower for reactivating the colour of the edges (opz.).



CUSTOMIZATION



MASS CUSTOMISATION

Over 2.5 billion possible configurations to meet any processing needs.

18 working units available, which can be combined and, in some cases, repeated, to obtain high-quality, customised products. Thanks to the advanced technology of some units, it is possible to manage endless machining positions; the machine adapts to the process being executed based on the edge's thickness and material.



A WIDE RANGE OF MACHINING OPTIONS

High-tech solutions designed for the perfect finish of any type of machining operation.



TA501

The **Grooving unit** can be tilted from 0 to 90°. It produces grooves and milling on the underside on the edge of the panel. Various types are available, to meet every machining requirement: FB30, EB30, FB40, EB40.



The **sanding unit** to sand wood edges can be tilted from 0 to 45°.

TECHNOLOGY AT OUR USERS' DISPOSAL

Immediate, user-friendly programming thanks to the touch-screen control panel.



Advanced Statistics for monitoring productivity:

- ✔ Different types of charts available to understand and improve edgebanding machine performance
- ✔ Sub-division of the production statistics on the basis of the batch or the time gap
- ✔ Mobile app for keeping in contact with the machine status at all times




New SMART TOUCH control

SINTRA HD software with modern, intuitive graphics for simplified edgebanding machine management. Maximum usability thanks to the 21.5" Full HD screen, which guarantees optimal visibility.

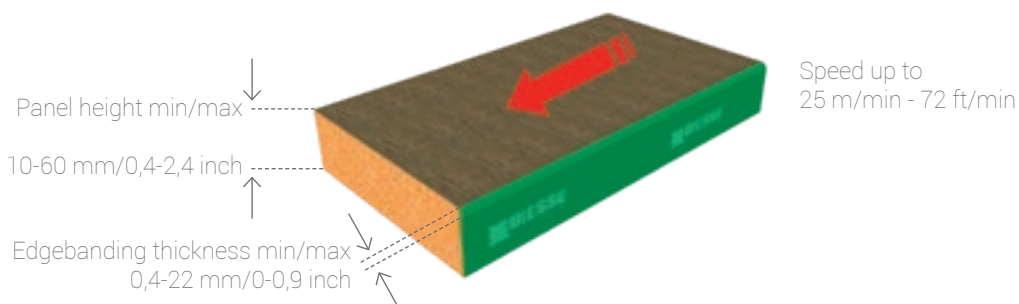
- ✔ Easy program management and usability
- ✔ Rapid transition from one machining operation to the next
- ✔ Modern, intuitive graphic interface

TECHNICAL SPECIFICATIONS



STREAM A


Stream A 7,0	mm/inch	8460/333
Stream A 6,5	mm/inch	7960/313
Stream A 6,0	mm/inch	7460/294



MANY UNITS AVAILABLE TO CONFIGURE THE MACHINE BASED ON MACHINING REQUIREMENTS




Pre-milling unit




Gluing unit



End trimmer




Rough trimmer



Fine trimmer



Corner rounding tool




Edge scraper



Grooving unit




Sanding unit



Glue scraper



Buffing unit



Hot air blower


The technical specifications and drawings are non-binding. Some photos may show machines equipped with optional features. Biesse Spa reserves the right to carry out modifications without prior notice.

Weighted surface noise level A (LpA) 80,36 dB (A). Weighted noise level A (LwA) 99,96 dB (A). With AFS gluing device: Weighted surface noise level A (LpA) 88,07 dB (A). Weighted noise level A (LwA) 107,67 dB (A). Measurement uncertainty K = 4 dB (A).

The measurement was carried out in compliance with UNI EN ISO 18217, UNI EN ISO 3746, UNI EN ISO 11202 and subsequent modifications. The noise levels shown are emission levels and do not necessarily correspond to safe operation levels. Despite the fact that there is a relationship between emission and exposure levels, this may not be used in a reliable manner to establish whether further measures need to be taken. The factors determining the exposure level for the workforce include length of exposure, work environment characteristics, other sources of dust and noise, etc. i.e. the number of other adjoining machines and processes. At any rate, the above information will enable the operator to better evaluate dangers and risks.

SOPHIA

GREATER VALUE FROM MACHINES



□ SERVICES

□ PROACTIVITY

□ ANALYSIS

The Biesse IoT platform which enables customers to access an extensive range of services to streamline and rationalise their work management processes.

 **BIESSE**

in collaboration with  **accenture**

CUSTOMER CARE IS WHO WE ARE

SERVICES is a new experience for our customers, to offer not just excellent technology but the added value of an increasingly direct connection with the company, the professionals who work there and the experience they embody.



ADVANCED DIAGNOSTICS

Digital channels for remote interaction online 24/7. Always ready to intervene on-site seven days a week.



A WORLDWIDE NETWORK

39 branch offices, over 300 certified agents, retailers in 120 countries, and spare parts warehouses in America, Europe and the Far East.



SPARE PARTS AVAILABLE IMMEDIATELY

Identification, shipping and delivery of spare parts for every need.



EVOLVED TRAINING OPPORTUNITIES

Lots of on-site, online and classroom training modules for personalised growth.



VALUABLE SERVICES

A wide range of services and software packages to help our customers achieve continuous improvements in performance.

AN EXCELLENT LEVEL OF SERVICE

+550

HIGHLY SPECIALISED
TECHNICIANS AROUND
THE WORLD, READY TO HELP
CUSTOMERS WITH EVERY
NEED

90%

OF MACHINE DOWN CASES
WITH RESPONSE TIME
UNDER 1 HOUR

+100

EXPERTS IN DIRECT
CONTACT THROUGH
REMOTE CONNECTIONS
AND TELESERVICE

92%

OF SPARE PARTS ORDERS
FOR MACHINE DOWNTIME
PROCESSED WITHIN 24
HOURS

+50.000

ITEMS IN STOCK IN THE
SPARE PARTS WAREHOUSES

+5.000

PREVENTIVE MAINTENANCE
VISITS

80%

OF SUPPORT REQUESTS
SOLVED ONLINE

96%

OF SPARE PARTS ORDERS
DELIVERED IN FULL ON TIME

88%

OF CASES SOLVED WITH
THE FIRST ON-SITE VISIT

MADE WITH BIESSE

BATHROOM FURNISHINGS, TAILOR-MADE MAGIC

“We are convinced that it’s only when tradition and enthusiasm meet research and technology that true excellence is produced”.

At the crossroads between Romagna, Umbria and Tuscany, right in the heart of Italy, there’s a magical land whose beauty is as authentic as it is legendary. This enduring beauty – marked by genuine manual skills – lives on thanks to artisan workmanship, traditional attention to detail, and the unique art that only skilled hands can truly produce. It’s the perfect setting for BMT Bagni, a company from Pesaro that specialises in the production of bathroom furniture, a tangible expression of the magical essence that blends quality and aesthetics with innovative materials and designs.

Merli and Tomassini originally started out in 1971, producing accessories for furniture, and only later decided to focus on bathroom furniture. The decision proved successful, and the company now exports to 15 Countries - a trend that continues to grow. The company recently inaugurated a new plant that spans nearly 10,000 square metres, to boost production and pair cutting-edge technology with high quality standards and competitive prices. BMT Bagni furnishings feature *recherché* solutions and are often signed by prestigious designers: “We rely on Italian architects, whose designs are unique and patented, for the creation of truly designer product lines”, states **Marco Merli**, Product Manager and R&D/Technical Department Director, not to men-

tion the son of one of the two historic founders. Today, BMT Bagni employs 32 people, with an annual revenue of 3.8 million euros in 2016. The company supplies the best showrooms for bathroom furniture both in Italy and abroad and serves as a contract supplier, providing tailor-made bathroom furniture for houses and businesses. Historic expertise and the drive for innovation sum up what has always been the BMT Bagni vision. As Marco puts it, “We are convinced that it’s only when tradition and enthusiasm meet research and technology that true excellence is produced”.

Combining form and function

From the modern to the classic, every style stands out thanks to skilled arti-

sanship perfected over the years: BMT collections are the perfect example of elegant and cutting-edge designs responding to functional needs. They are the perfect answer to the changing demands of everyday life, and a source of new connections that engage the senses. "We believe," Marco explains, "that bathroom furniture is now an integral part of an environment that has become the temple of physical well-being, a place where elegant lines, lighting and sensations all come together". Modularity and personalisation are the unique strengths of BMT, along with a wide range of finishes, materials and colours used to customise the bathroom for each customer. They are the essence of Marco refers to as the tailor-made strategy: "This is how we design and craft the product to fit the customer's needs while striving for perfection".

Automated flexibility

The recherché design and the high quality materials form an exciting combination, brought to life by efficient manufacturing processes that guarantee industrial performance and artisan care. "The pursuit of ever higher quality stand-

ards throughout production and the continuous innovation of management processes means we work with a wide range of very diverse materials, enhancing their properties, selecting the best suppliers and only using high quality components", Marco continues, proudly explaining that all phases of production take place in Italy. "We handle all the machining inside our plant: everything from cutting to the squaring and edgbanding of the panel, as well as the painting and final assembly of the bathroom furnishing. The Biesse machines we own can handle the main machining operations, from the nesting area for cutting and boring, to the Stream edgbanding machine with Winner panel return, to the EKO vertical boring machine, besides managing the movement of panels from machine to machine through the Winstore automatic warehouse". A collection of integrated machines that can manufacture on the basis of individual orders, abandoning production in batches or series. "The extreme flexibility this offers," Marco continues, "allows us to offer 'tailor-made' production as a standard feature: the plant supervisor helps us organise the automated process".

Investments that empower

The timing and precision of the machining operations, paired with the more efficient organisation of labour in the production area are the real advantage we have compared to the competition. They are the fruits of an investment that Marco considers, "necessary to respond to market demand for rapid, personalised production as they key requirements of a competitive environment". Biesse plays a crucial role in the mission, in fact it's, "a veritable strategic partner, not a simple supplier for machinery: we selected an Italian company because we believe that it can guarantee greater reliability and services compared to the closest foreign competitors. The fact that we are so close was a determinant factor in the decision, through Biesse has a reputation that easily surpasses the distance from the customer", Marco said in closing. Who better than the manufacturer understands how closely the relaxation offered by the perfect comfortable bathroom goes hand in hand with the peace of mind of those who produce it?


BIESSE IS A VERITABLE STRATEGIC PARTNER, NOT A SIMPLE SUPPLIER OF MACHINERY.



Marco Merli
Product Manager



LIVE THE EXPERIENC



BIESSEGROUP.COM

E



Interconnected technologies and advanced services that maximise efficiency and productivity, generating new skills to serve better our customer.

LIVE THE BIESSE GROUP EXPERIENCE AT OUR CAMPUSES ACROSS THE WORLD

 **BIESSEGROUP**

