

B.V. Machine- en Apparatenfabriek
 J. Boere
 Postbus 8
 2740 AA Waddinxveen
 Holland
 Telefoon 01828-14400*
 Telex 20721

boere

CALDER
 WOODWORKING
 MACHINERY LTD.
 CALDER TRADING ESTATE
 STATION ROAD
 SOWERBY BRIDGE
 NEAR HALIFAX
 TEL. HALIFAX 831861

**Wide Belt Top Sanding
 machines with a choice
 of one, two or three belts.**

Technical data		600	800	900	1000	1100	1300
Sanding width	mm.	600	800	900	1000	1100	1300
	inch	23.5/8"	31.1/2"	35.7/16"	39.3/8"	43.5/16"	51.3/16"
Stock thickness	mm.	150	150	150	150	150	150
	inch	6"	6"	6"	6"	6"	6"
(If desired)	mm.	180	180	180	180	180	180
	inch	7"	7"	7"	7"	7"	7"
Sanding belt width	mm.	610	810	910	1010	1110	1310
	inch	24"	31.7/8"	35.7/8"	39.3/4"	43.3/4"	51.3/8"
Sanding belt length	mm.	1900	1900	1900	1900	1900	1900
	inch	74.3/4"	74.3/4"	74.3/4"	74.3/4"	74.3/4"	74.3/4"
Belt motor(s)							
Contact roller	KW (HP)	11(15)	11(15)	11(15)	15(20)	18,5(25)	18,5(25)
Sanding pad	KW (HP)	7,5(10)	11(15)	11(15)	11(15)	15(20)	15(20)
Feed motor							
With 1 belt	KW (HP)	0,75(1)	0,75(1)	0,75(1)	0,75(1)	1,5(2)	1,5(2)
With 2 belts	KW (HP)	0,75(1)	1,5(2)	1,5(2)	1,5(2)	1,5(2)	1,5(2)
With 3 belts	KW (HP)	1,5(2)	1,5(2)	1,5(2)	1,5(2)	2,2(3)	2,2(3)
Brush motor	KW (HP)	0,55(0,75)	0,55(0,75)	0,55(0,75)	0,55(0,75)	0,55(0,75)	0,55(0,75)
Motor feed table adjustment							
with 1 belt	KW (HP)	0,12(0,17)	0,12(0,17)	0,12(0,17)	0,12(0,17)	0,12(0,17)	0,12(0,17)
with 2 belts	KW (HP)	0,12(0,17)	0,12(0,17)	0,12(0,17)	0,12(0,17)	0,12(0,17)	0,12(0,17)
with 3 belts	KW (HP)	0,25(0,33)	0,25(0,33)	0,25(0,33)	0,25(0,33)	0,25(0,33)	0,25(0,33)
Feed speed variable	m/min.	5-25	5-25	5-25	5-25	5-25	5-25
	ft/min.	16 1/2-82	16 1/2-82	16 1/2-82	16 1/2-82	16 1/2-82	16 1/2-82
Air connection	atu	6	6	6	6	6	6
	psi	90	90	90	90	90	90
Air consumption							
with 1 belt	Nm³/h. ±	1,7	1,7	1,7	1,7	1,7	1,7
with 2 belts	Nm³/h. ±	3,2	3,2	3,2	3,2	3,2	3,2
with 3 belts	Nm³/h. ±	6	6	6	6	6	6
Dust connections:							
With 1 belt	Ø mm.	250	250	250	250	250	250
	Ø inch	10"	10"	10"	10"	10"	10"
with 2 belts	Ø mm.	350	350	350	350	350	350
	Ø inch	14"	14"	14"	14"	14"	14"
with 3 belts	Ø mm.	400	400	400	400	400	400
	Ø inch	16"	16"	16"	16"	16"	16"
Weight nett:							
With 1 belt	± kg	1800	2050	2200	2400	2600	2800
	± lbs	3968	4519	4850	5291	5732	6173
with 2 belts	± kg	2200	2600	2800	3100	3400	3700
	± lbs	4850	5732	6614	6832	7494	8155
with 3 belts	± kg	2600	3100	3400	3800	4100	4500
	± lbs	5730	6832	7494	8375	9036	9918



£16,303.00
 + DUST + TRUCKING £3500.00

boere

"BOERE" - Wide Belt Sanders with the experience of many years, offer a comprehensive range suitable for sanding veneers, solid timber and lacquered panels. By efficient manufacturing principles, it is possible to offer many models and equipment in order to select the right machine for nearly every purpose. Below is a technical description of the machine.

Contact roller

The contact roller is used when great stock removal is required, e.g. solid wood, timber frames, removal of jointing papers. With the contact roller it is possible to calibrate trouble free to extreme accuracy by means of the inlet platen adjustment and the laminated table. The contact roller is adjustable for height by means of an eccentric and can be set to within 1/10th mm using the dial indicator. Spiral grooves are ground into the roller, the main purpose of which is to provide the correct and adequate cooling of the sanding belt in order to achieve maximum efficiency and belt life. The hardness of the rubber can be selected dependent upon the material to be machined.

Sanding pad

The sanding pads have been specially developed to achieve extremely fine finish. The pads press on the whole width and it is possible to choose several degrees of shore hardness depending

upon the timber and finish required. These pads can be changed within seconds and pressure of the sanding pad on the workpiece is pneumatically regulated according to your requirements. With these features, it is possible to adjust stock removal precisely.

Feeding table

The feed table is mounted on four trapezium spindles to ensure maximum accuracy between sanding belts and conveyor. Height of the table is adjustable by means of a geared reduction unit controlled by push buttons as standard. The height can be read on a scale and is also fitted with a measuring dial gauge graduated in 1/10th mm. for precise adjustment. The table is constructed using bars which can be quickly set to float on a cushion of air, so taking into account any variation in stock thickness, or when calibrating the table can be pneumatically locked to ensure maximum accuracy. The con-

veyor belt is pneumatically tracked and is driven by an infinitely adjustable feed unit offering speeds from 5 - 25 metres per min.

Sanding belt

The sanding belt is tensioned pneumatically by continuously controlled air pressure regulator. This feature enables the belts to be changed with the minimum down time. Pneumatic tracking of the sanding belt is operated by scanning at one side of the belt and by virtue of its simple construction this feature ensures trouble free operation. A machine fitted with a contact roller as standard incorporates a breaking system which automatically comes into ope-

ration in the case of a fall in air pressure, tracking or run off the sanding belt. If required, this system can also be fitted to the sanding pad unit.

Brush

Standard equipment includes a rotating brush at the outlet side of the machine resulting not only in effective dust removal but also achieves by means of its construction a superior finish on the workpiece.

Electrical equipment

All controls are clearly marked and conveniently situated for the operator. Sanding belt motors cannot be switched on if there is insufficient air pressure.


The sanding belt motors are controlled by automatic star delta switches and in order to control the loading of the sanding belt motors ammeters are built in as standard. In order that stock removal can be monitored, the motors are fitted with no volt and overload protection. Also circuits are thoroughly checked both before and after being fitted to the machine.

Accessories

Electronic pneumatically steered sanding pad

This feature enables the fall of the san-

Automatic sensor.



Feed drive with feed speed regulator.



Machine with 1 sanding unit.



Machine with 3 sanding units.



ding pad at the moment the workpiece comes under the sanding belt and will rise as the workpiece is leaving. By virtue of this equipment, sanding through on the front and outfeed edge of the panel is avoided (anti dubbing). This also gives the additional benefit of reducing heat so ensuring longer belt life.

Sensor

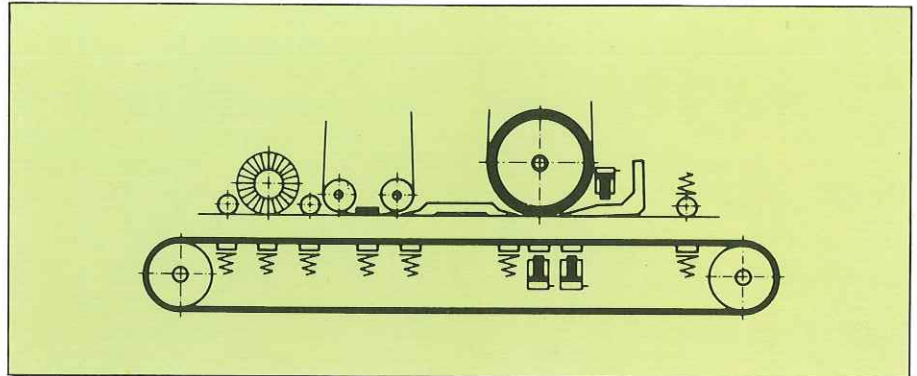
This unit is the automatic method of setting the table height accurately. This feature is especially useful for one offs or small quantity runs when there is a variety in workpiece thickness.

Further available accessories:


- Air jet belt cleaning attachment for cleaning and cooling the sanding belts.
- Vacuum table.
- Explosion proof construction.
- Two-speed motor for the sanding belt for sanding lacquer.
- Larger motors.
- In- and outfeed roller tables.
- Security for pieces which are too thick when entering machine.
- Anti-noise construction
- Sanding belt length 2500mm. (100") instead of 1900mm. (74.3/4").

We reserve the right to amend specification and price without prior notification as our policy is one of constant improvement.

Measurements and weights without engagement.




View on conveyor belt tracking.




Control panel for table and infeed pressure bar adjustment.



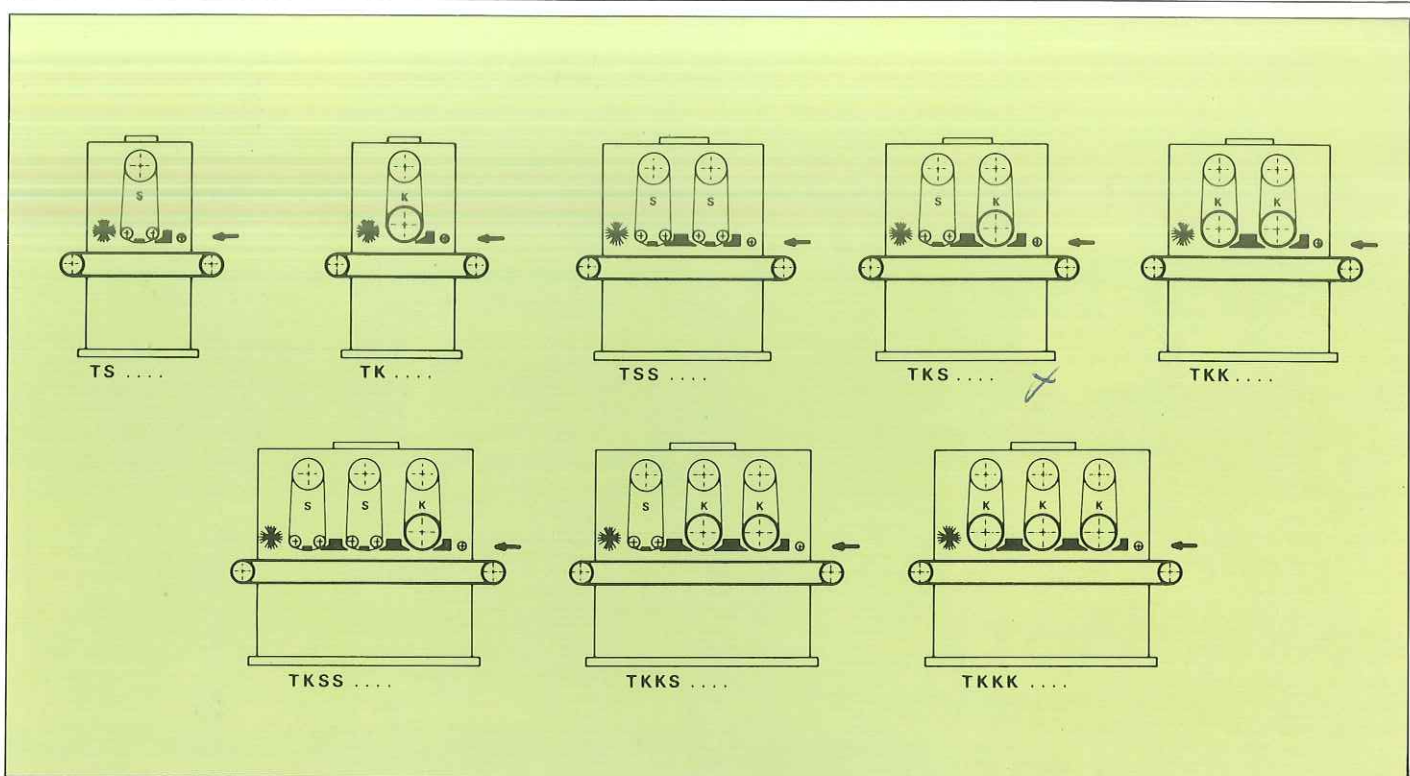
Outfeed side of machine with roller-table.



Back side of the machine with built-in brush.





T 20



Side view of machine with contact roller and sanding pad.

Electrical switch-board.



Calibrating
 Planing
 Presanding
 Finesanding
 Finishsanding
 Sanding lacquer