

MODEL	GH series	
Capacity	Working width (Tool cutting circle ø163mm)	20-230 mm
	Working thickness (Tool cutting circle ø163mm)	7-160 mm
	Feed speed	12-120 m/min
	Spindle speed	6,000 RPM
Spindle	Spindle diameter	ø50 mm
	Axial adjustment range of vertical spindles	60 mm
	Axial adjustment range of horizontal spindles	30 mm
Cutter Diameter	First bottom spindle	ø160-210 mm
	Right/ Left vertical spindle	ø160-230 mm
	Top horizontal spindle	ø160-250 mm
	Bottom horizontal spindle	ø160-250 mm
Feed System	Top feed rollers diameter	ø200 mm
	Feed roller width	2x50 mm

■ Specifications and design characteristics are subject to change without prior notice.

STANDARD EQUIPMENT :

- Frequency controlled inverter for the feed
- Infeed side pressure rollers, pneumatic
- Infeed pressure rollers from above, pneumatic
- Table automatic lubricator
- Centralized lubrication
- Horizontal spindle end hydraulic support
- Mechanical counter for front and rear pressure plate positions for top horizontal spindle.
- Air loaded front pressure plate for top horizontal spindle.
- Adjustable table for vertical spindle to meet cutter diameter.
- Alloy steel table surface and fence with hard chrome plated
- 800mm infeed table length

OPTIONAL EQUIPMENTS:

- Straight knife jointer device
- Profiled knife jointer device
- Increased spindle motor horsepower
- Increased infeed motor horsepower
- Increased feed speed 150, 200 M/min
- Working height 8~200 mm
- Working sizes LCD display
- Spindle position digital control
- Computerized automatic position control
- Universal spindle
- Spindle diameter 1-13/16", 2-1/8"
- Anti kick-back device for sawing operation
- No penetrating infeed device
- Tool radius indication counter



GAU JING MACHINERY INDUSTRIAL CO., LTD.

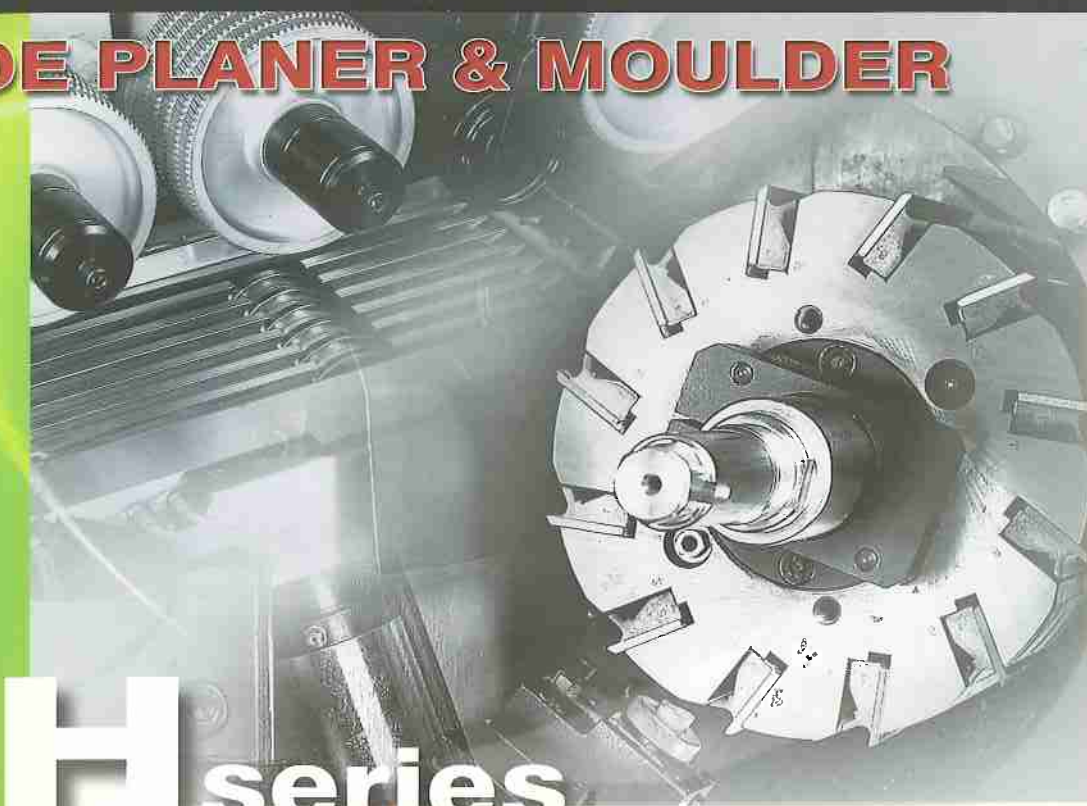
No.33, Lane 355, Pu Zei St., Feng Yuan 420, Taichung, Taiwan.
 TEL: 886-4-2527 4116 (Rep.) FAX: 886-4-2528 2376
<http://www.gaujing.com> <http://www.foursidesplaner.com>
 E-mail: g8664278@ms47.hinet.net

AGENT:

GAU JING

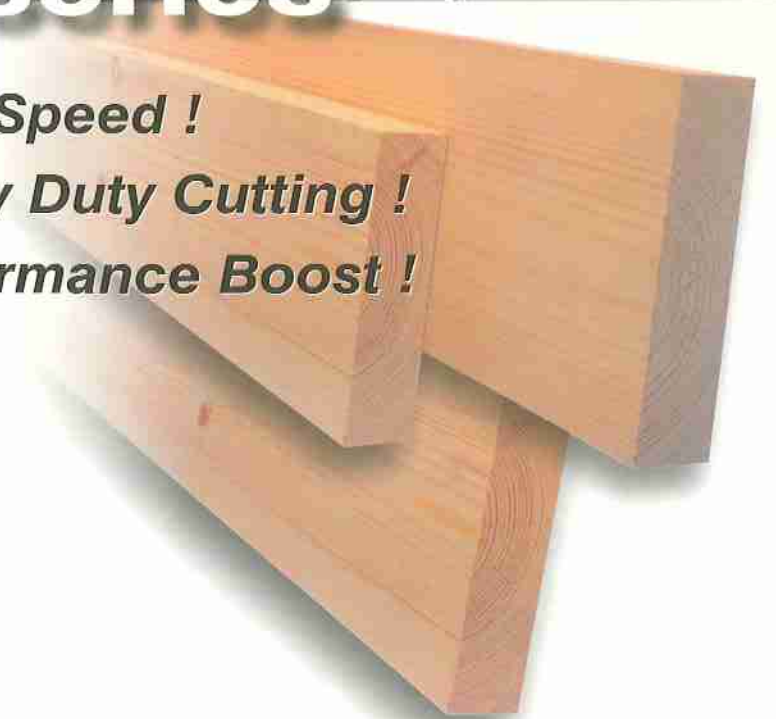
Smooth Performance in Action

4 SIDE PLANER & MOULDER



GH series

High Speed !
 Heavy Duty Cutting !
 Performance Boost !



GH-SERIES

4 SIDE PLANER & MOULDER

When looking for a really high productivity, high precision, and labor cost-cutting 4-side moulder, the GAU JING all new GH series is right for you. Eliminating the conventional design concepts on a 4-side moulder, GAU JING R&D staffs spent great efforts in analyzing the high speed machining technology, and successfully presented a new generation high speed moulder. The GH series integrates many outstanding features, such as rugged machine structure, rigid spindle assembly, maximum cutting stability, precision spindles, combined with specially designed hydraulic supports on horizontal spindle ends. It set up a new standard for a high speed 4-side moulder.

Powerful feeding performance is achieved through a gearbox transmission. Extra powerful motor drive combined with frequency inverted control feature maximum smoothness in heavy duty machining. Furthermore, the GH series 4-side moulder is available to fit with straight knife and profiled knife jointing devices and computerized automatic position control for upgrading operation convenience and cutting accuracy. In today's competitive environment, GAU JING 4-side moulder is the machine that designed and engineered to help you create profits.

GAU JING




High Speed !
Heavy Duty Cutting !
Performance Boost !

GH-HIGH SPEED SERIES 4 SIDE PLANER & MOULDER

Feed speed upto : 120.150.200 m/min

Profile jointer

Straight jointer




POWERFUL INFEEED ROLLER

- The infeed end of the machine is equipped with two powered bottom rollers to ensure smooth workpiece feeding effect even under high speed machining condition.
- Two front pressure rollers for bottom horizontal spindle greatly upgrade cutting stability.



HYDRAULIC SUPPORT ON TOP AND BOTTOM SPINDLE


Specially designed hydraulic supports on the top and bottom spindles assure maximum stability while performing high speed and heavy duty machining.



INDIVIDUALLY CONTROLLED PRESSURE PLATE

Eliminate the conventional integrated pressure plate design, the GH series of 4-side moulder employs individual control for rear pressure plate on top horizontal spindle and upper pressure plate on bottom horizontal spindle. This outstanding design fully eliminates the problem of poor stability.

GAU JING




POWERFUL PRESSURE MECHANISM

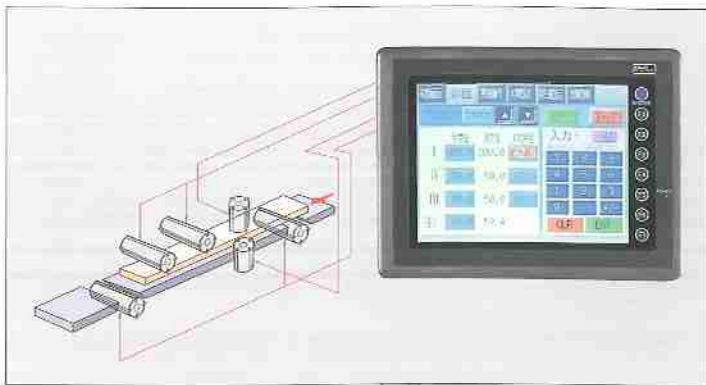
The top and side pressure devices on the right and left vertical spindle are actuated by extra powerful air cylinders combined with pressure wheels for maximum stability under heavy duty machining.



CENTRALIZED CONTROL PANEL

The entire motion controls of the machine are centralized on the control panel for convenient operations. Figures are given on the control panel for easy understanding of each control switch.






ATS SYSTEM (OPTIONAL)

- The ATS system employs a PLC control combined with touch sensing screen for maximum operation convenience.
- The control system provides 200 sets memory capacity.



SPINDLE DIGITAL POSITIONING CONTROLLER (OPTIONAL)

- Available to equip for controlling any spindle as requested.
- The digital positioning controller permits fast, convenient and high accuracy spindle positioning.



BOTTOM SURFACE STRAIGHTENING DEVICE (OPTIONAL)

A grooving device is available to equip in between the first and second horizontal spindle, which is specially designed for bottom warped wood. The grooving device employs a grooving cutter to perform coarse cutting first, then followed with a straight knife to cut, ensuring a smooth bottom surface before moulding.



KNIFE PROFILE JOINER (OPTIONAL)

- The fully automatic knife profile jointer is controlled remotely for convenient knife jointing operation.
- The knife profile jointing is performed directly on the moulder for consistent cutting circle for all knives. It assures repetitive profile accuracy and superior surface effect.
- The jointing stone feed is pneumatically operated.



STRAIGHT AND PROFILED KNIFE SHARPENING DEVICE (OPTIONAL)

When requested, each spindle can be equipped with straight and profiled knife sharpening devices. They permit direct knife sharpening on the machine for ensuring concentricity accuracy of the cutter.

AUTOMATIC TOOL GRINDER (OPTIONAL)



- Height setting with LED display.
- Number of teeth setting with LED display.
- The grinding precision of cutterhead outer diameter is within 0.01mm.

MODEL	TG-310	
Grinding capacity	Cutters	ø350x250 mm
	Finger jointing cutter	ø160/210 mm
	Bore	50 or 70 mm
	Length of set	310 mm
	Router bits shank	ø3-19 mm
Work table (max)		400 mm
Grinding wheel size (diameter x bore)		ø175x20 mm
Speed of grinding wheel		3000 rpm
Motor	Grinding wheel	2 HP
	Cooling system	1/8 HP
	Automatic table	1/4 HP
	Dividing head servo	NO
	Grinding wheel up & down	1/2 HP
Machine size (LxWxH)mm		1540x1280x1900
Net weight		620 kg
Cross weight		750 kg

SPEEDY SETTING CUTTER ATTACHMENT (OPTIONAL)



GH-623

Feed motor : 40HP

Top Horizontal 30HP ← Bottom Horizontal 30HP ← Top Horizontal 40HP ← Left Vertical 20HP ← Right Vertical 20HP ← Bottom Horizontal 30HP



GH-623A

Feed motor : 40HP

Bottom Horizontal 30HP ← Top Horizontal 30HP ← Left Vertical 20HP ← Right Vertical 20HP ← Top Horizontal 40HP ← Bottom Horizontal 30HP



GH-723

Feed motor : 40HP

Bottom Horizontal 30HP ← Top Horizontal 30HP ← Bottom Horizontal 30HP ← Top Horizontal 40HP ← Left Vertical 20HP ← Right Vertical 20HP ← Bottom Horizontal 30HP



GH-723A

Feed motor : 40HP

Top Horizontal 30HP ← Bottom Horizontal 30HP ← Top Horizontal 40HP ← Left Vertical 20HP ← Right Vertical 20HP ← Bottom Horizontal 20HP ← Bottom Horizontal 30HP



GH-823

Feed motor : 40HP

Bottom Horizontal 30HP ← Top Horizontal 30HP ← Bottom Horizontal 30HP ← Top Horizontal 30HP ← Left Vertical 20HP ← Right Vertical 20HP ← Top Horizontal 40HP ← Bottom Horizontal 30HP



GH-823A

Feed motor : 40HP

Bottom Horizontal 30HP ← Top Horizontal 30HP ← Left Vertical 20HP ← Right Vertical 20HP ← Left Vertical 20HP ← Right Vertical 20HP ← Top Horizontal 40HP ← Bottom Horizontal 30HP



GH-923

Feed motor : 40HP

Bottom Horizontal 30HP ← Top Horizontal 30HP ← Bottom Horizontal 30HP ← Top Horizontal 40HP ← Left Vertical 20HP ← Right Vertical 20HP ← Left Vertical 20HP ← Right Vertical 20HP ← Bottom Horizontal 30HP



GH-1023

Feed motor : 40HP

Bottom Horizontal 30HP ← Top Horizontal 30HP ← Bottom Horizontal 30HP ← Top Horizontal 30HP ← Left Vertical 20HP ← Right Vertical 20HP ← Left Vertical 20HP ← Right Vertical 20HP ← Top Horizontal 40HP ← Bottom Horizontal 30HP

