STANDARD EQUIPMENT:

Working width (at a tool cutting circle of 140mm)	20-300mm(.78"-9.1")
Working height (at a tool cutting circle of 163mm)	10-150mm(.39"-6")
Number of spindles, min-max	5-10
Basic motor capacity per spindle	11 KW / 15HP
Basic motor capacity of feed	11 KW / 15HP
Spindle speed	6000 RPM
Spindle diameter	50mm
Tool cutting circle, first bottom spindle, min-max	125-180mm(4.9"-7.1")
Tool cutting circle, vertical spindles, left, min-max	112-232mm(4.4"-9.1")
Tool cutting circle, vertical spindles, right, min-max	112-232mm(4.4"-9.1")
Tool cutting circle, horizontal spindles, top, min-max	100-225mm(3.9"-8.8")
Tool cutting circle, horizontal spindles, bottom, min-max	100-225mm(3.9"-8.8")
Feed motor	15HP
Feed speed, infinitely variable by frequency driven motor	6-48 m/min(19.5/175.2 fpm)
Feed roller diameter	140mm(5.5")
Feed roller width	2 x 50mm(2")
Pneumatic pressure for feed rollers, max	6 bar (87psi)
Adjustment range for infeed table and edge-jointing fence	10mm(.4")
Adjustment range of vertical spindles (axial)	30mm(1.2")
Adjustment range of horizontal spindles (axial)	20mm(.79")
Length of the straightening table	2M(78.7")

- Mechanical digital readouts for the pressure shoes & hold-down unit
- Full sound and safety enclosure
- Motorized vertical adjustment of feed
- Lateral pressure roller opposite first right spindle
- Chainless cardan feed system
- Universal spindle, tool cutting circle min 100mm, max 200mm
- Program system provides faster setting
- Diameter of dust hood for vertical spindle Ø175mm(6.9")
- Diameter of dust hood for horizontal spindle Ø200mm(7.9")

OPTIONAL EQUIPMENT:

- Setting and measuring devices
- Feed speeds of 48/60 m/min.
- Length of infeed table 0.8, 2.5 or 3 meters
- Increased motor horsepower available
- Length of the straightening table 0.8M

LMC LEADERMAC

LEADERMAC MACHINERY CO., LTD.

No. 20, Lane 662, Sec I, Sha-Tien Rd., Tadu Hsiang, Taichung Hsien, Taiwan.
TEL: +886-4-2693-7599 FAX: +886-4-2693-7588 / 2693-7589
http://www.leadermac.com e-mail: lmcemail@ms24.hinet.net
sales@leadermac.com
info@leadermac.com
sycemail@ms14.hinet.net

1000.03. 2007

MAXIMAC

Always Ready to Achieve Excellent Performance with Peerless Speed and Reliablity

Leadership Through

Performance and Reliability

CE SLG certified

ISO-9001 TÜV certified

TÜV CERT

LMC LEADERMAC The Moulder of Moulders

The Power and Precision for World-class Production Quality

The Maximac series is designed for high-capacity, highly accurate operations for large and small batch production runs. The heavy-duty spindles are dynamically balanced and run on premium housing bearings, for superior workpiece finish quality.

The Maximac provides perfect surface quality, eliminating the need for sanding on planed and profiled surfaces. Width and thickness setting controller is supplied as standard, lowering downtime and increasing efficiency.

Speed Up Your Moulding Operations with the Latest Technological Breakthroughs from LEADERMAC

Centralized Lubrication Points

Greasing to all critical parts is conveniently made by the centralized arrangement of lubrication points.

Feed Table

The entire feed table is normalization heat treated for maximum stability. Fence adjustment is quickly accomplished by means of a quick-setting lever.



High Precision Spindle

All spindles are precision constructed and specially heat treated to provide maximum cutting stability and permanent accuracy. They are water and dust-proof. Standard spindle speed is 6,000 RPM.



Side Pressure Wheel on Vertical Spindle

Eliminating the conventional spring load. The adjustable side pressure wheels are pneumatically operated to ensure consistent holding pressure.



Feed System

The bottom infeed roller works in conjunction with a limit switch to stop the machine if workpiece is too thick.

Powered Infeed Roller

Smooth initial stock feeding is achieved by means of the independently powered infeed rollers. The upper infeed rollers size is 205 mm. in diameter - larger than that of convential ones. Enlarged rollers provide proper friction and are slip-free to enhance infeed stability and smoothness.

Side Pressure Wheels

The side pressure wheels are mounted between the first and second vertical spindles, above the bottom spindle. They feature outstanding infeed operations for short and narrow workpieces.



Heavy Duty Gearbox

The feed rollers are driven through a combination of universal shafts and gearbox, ensuring no loss of power transmission. A smooth feeding effect is assured. The heavy duty gearbox has no backlash and provides powerful and accurate feeding performance.

Programmable Controller

Width and thickness setting can be easily set using the programmable controller. The desired values for width and thickness can be conveniently pre-set and are displayed on an LED. The speed is inverter controlled, and all electrical components meet CE standards.



Powerful Pneumatic Pushing Roller

Adjustable air pressure powerful feeding idle roller provides more stable and faster feeding.



Convenient Spindle Adjustment

Adjustment of all spindles is easily effected from the front. The adjustment points are all at the same height, for more convenient and faster adjustment.



Air Floating Pressure Plate

The pneumatically-controlled floating pressure plate ensures consistent quality with its above-average flexibility for various shapes of workpieces.



Straight Knife Jointer and Automatic Profile Jointer (Opt.)

The remote-controlled straight knife jointer and automatic profile jointers provide accurate operation with high repeatability. They help ensure a long service life and super surface quality. (Opt.)

For All Your Wookworking Applications

Choice of Machine Models - from Speedmac LMC-530 (5-spindle) to LMC-830 (8-spindle).

OUTSTANDING FEATURES:

- All moulders awarded with CE certification.
- Faster feed speeds of up to 36 meters a minute are standard.
- Programmable controller provides convenient thickness and width of cut settings
- Adjustment of each spindle can be easily performed using the front adjustment level.
- Exclusive, separate adjustment of the vertical spindles and the feeding table allows the feeding table to be positioned extremely close to the cutterhead to provide added cutting stability.
- The full safety enclosure serves as a chip guard and helps to reduce noise.
- Each spindle is driven by an individual motor for powerful moulding and easy control.
- Multiple pneumatic pressure of the feed rollers can be easily set to provide an outstanding feeding effect.
- Table surface is hard-chrome plated for maximum wear resistance.
- All manually adjusted turning parts are housed in dry bearings for oil-free lubrication.
- Automatic lubricator is provided to supply oil to the feeding table.
- One-piece, cast iron or steel welding machine frame is specially heat treated for maximum stability and rigidity by standard configuration.
- The powered outfeed rollers provide stable and smooth workpiece outfeed even for especially thin or smooth materials. The rollers remain perfectly parallel even after long-term use.
- Mechanical digital readouts for the pressure elements of top spindle.
- Divided pressure bar in front of top spindle.
- Motorized vertical adjustment of the top spindle including PC digital readouts.
- Housing bearings for horizontal spindle.
- Straight profile jointer provides accurate operation with high quality finish.



A Wide Range of Spindle Configurations



PROGRAM SYSTEM (Optional)

The program computer system allows for the programming and storing of 24 sets of dimensions. When the desired dimensions are entered, the left and top spindles automatically move to the corresponding position. This system eliminates the need for trial runs.

LMC-530
5-SPINDLE

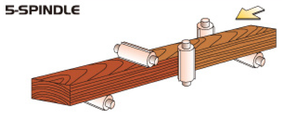

LMC-730
7-SPINDLE

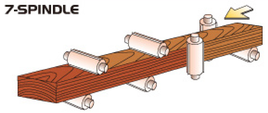

LMC-630
6-SPINDLE

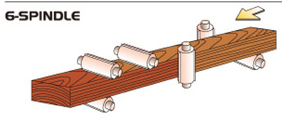

LMC-830
8-SPINDLE

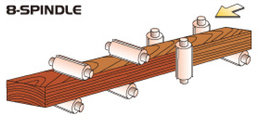

LMC-730
7-SPINDLE

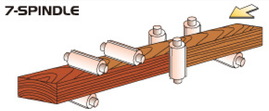

LMC-830
8-SPINDLE

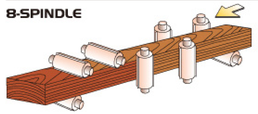
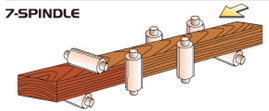
LMC-730
7-SPINDLE