



Speedmac series

4 SIDE MOULDER

Leadership Through Performance and Reliability



Unbelievable Speed, Unbelievable High Performance and Reliability

Tough! Rugged! High Speed!

The Power and Precision for World-class Production Quality

With LEADERMAC Speedmac Series 4-side Moulder, you get benefits of shorter cutting time, considerable time saving, high accuracy, easier operation and more advantages than with the competition.



Designed with High Production in Mind

The Speedmac series is designed for high-capacity, highly accurate operations for large and small batch production runs. The heavy-duty spindles are dynamically balanced and run on premium housing bearings, for superior workpiece finish quality.

The Speedmac provides perfect surface quality, eliminating the need for sanding on planed and profiled surfaces. Width and thickness setting controller is supplied as standard, lowering downtime and increasing efficiency.



For All Your Woodworking Applications

Choice of Machine Models - from Hypermac LMC-623 (6-spindle) to LMC-1023 (10-spindle).

OUTSTANDING FEATURES:

- » All moulders awarded with CE certification.
- » Faster feed speeds of up to 60 meters a minute are standard.
- » Programmable controller provides convenient thickness and width of cut settings
- » Adjustment of each spindle can be easily performed using the front adjustment level.
- » Exclusive, separate adjustment of the vertical spindles and the feeding table allows the feeding table to be positioned extremely close to the cutterhead to provide added cutting stability.
- » The full safety enclosure serves as a chip guard and helps to reduce noise.
- » Each spindle is driven by an individual motor for powerful moulding and easy control.
- » Automatic lubricator is provided to supply oil to the feeding table.
- » One-piece, cast iron or steel welding machine frame is specially heat treated for maximum stability and rigidity by standard configuration.
- » Mechanical digital readouts for the pressure elements of top spindle.
- » Divided pressure bar in front of top spindle.
- » Motorized vertical adjustment of the top spindle including PC digital readouts.
- » Housing bearings for horizontal spindle.
- » Straight profile jointer provides accurate operation with high quality finish.
- » The powered outfeed rollers provide stable and smooth workpiece outfeed even for especially thin or smooth materials. The rollers remain perfectly parallel even after long-term use.
- » Multiple pneumatic pressure of the feed rollers can be easily set to provide an outstanding feeding effect.
- » Table surface is hard-chrome plated for maximum wear resistance.
- » All manually adjusted turning parts are housed in dry bearings for oil-free lubrication.



Powerful Pneumatic Pushing Roller

Adjustable air pressure powerful feeding idle roller provides more stable and faster feeding.

Side Pressure Wheel on Vertical Spindle

Eliminating the conventional spring load, the adjustable side pressure wheels are pneumatically operated to ensure consistent holding pressure.

Side Pressure Wheels for 2nd Spindle

Provides positive feed effect for short and narrow stock by 3 pneumatic controls.



Feed System

The bottom infeed roller works in conjunction with a limit switch to stop the machine if workpiece is too thick.

Powered Infeed Roller

The smooth initial feeding of the stock is achieved by means of the independently powered infeed rollers.

▲ CONVENIENT SPINDLE ADJUSTMENT

Adjustment of all spindles is easily done from the front. The adjustment points are all at the same height, for more convenient and faster adjustment.


LEADERMAC Cutting Technology for Greater Productivity and Profits



Programmable Controller


Width and thickness setting can be easily set using the programmable controller. The desired values for width and thickness can be conveniently pre-set and are displayed on an LED. The speed is inverter controlled, and all electrical components meet CE standards.

Speedmac series



◀ Straight Knife Jointer and Automatic Profile Jointer (Opt.)

The remote-controlled straight knife jointer and automatic profile jointers provide accurate operation with high repeatability. They help ensure a long service life and super surface quality. (Opt.)



Clamping System (Opt.)

Utilizing housing bearings, the reliable hydro-clamping system ensures consistent quality across the entire workpiece. The unit performs admirably even during high-speed continuous operation. The spindles can be adjusted axially even if the housing bearings are locked.

STANDARD EQUIPMENT:	LMC-523	LMC-623	LMC-723	LMC-823	LMC-923	LMC-1023
Working width (at a tool cutting circle of 140mm)	20-230mm (0.78"-9.1")	20-230mm (0.78"-9.1")	20-230mm (0.78"-9.1")	20-230mm (0.78"-9.1")	20-230mm (0.78"-9.1")	20-230mm (0.78"-9.1")
Working height (at a tool cutting circle of 163mm)	10-150mm (0.39"-6")	10-150mm (0.39"-6")	10-150mm (0.39"-6")	10-150mm (0.39"-6")	10-150mm (0.39"-6")	10-150mm (0.39"-6")
Number of spindles, min-max	5	6	7	8	9	10
Basic motor capacity per spindle	11KW / 15HP	11KW / 15HP	11KW / 15HP	11KW / 15HP	11KW / 15HP	11KW / 15HP
Spindle speed	6000 RPM	6000 RPM	6000 RPM	6000 RPM	6000 RPM	6000 RPM
Spindle diameter	50mm (1.9")	50mm (1.9")	50mm (1.9")	50mm (1.9")	50mm (1.9")	50mm (1.9")
Tool cutting circle, first bottom spindle, min-max	125-180mm (4.9"-7.1")	125-180mm (4.9"-7.1")	125-180mm (4.9"-7.1")	125-180mm (4.9"-7.1")	125-180mm (4.9"-7.1")	125-180mm (4.9"-7.1")
Tool cutting circle, vertical spindles, left, min-max	125-232mm (4.9"-9.1")	125-232mm (4.9"-9.1")	125-232mm (4.9"-9.1")	125-232mm (4.9"-9.1")	125-232mm (4.9"-9.1")	125-232mm (4.9"-9.1")
Tool cutting circle, vertical spindles, right, min-max	125-232mm (4.9"-9.1")	125-232mm (4.9"-9.1")	125-232mm (4.9"-9.1")	125-232mm (4.9"-9.1")	125-232mm (4.9"-9.1")	125-232mm (4.9"-9.1")
Tool cutting circle, horizontal spindles, top, min-max	125-225mm (4.9"-8.8")	125-225mm (4.9"-8.8")	125-225mm (4.9"-8.8")	125-225mm (4.9"-8.8")	125-225mm (4.9"-8.8")	125-225mm (4.9"-8.8")
Tool cutting circle, horizontal spindles, bottom, min-max	125-225mm (4.9"-8.8")	125-225mm (4.9"-8.8")	125-225mm (4.9"-8.8")	125-225mm (4.9"-8.8")	125-225mm (4.9"-8.8")	125-225mm (4.9"-8.8")
Feed motor	11KW / 15HP	11KW / 15HP	11KW / 15HP	11KW / 15HP	11KW / 15HP	11KW / 15HP
Feed speed, infinitely variable by frequency driven motor	6-60m/min (19.6-196fpm)	6-60m/min (19.6-196fpm)	6-60m/min (19.6-196fpm)	6-60m/min (19.6-196fpm)	6-60m/min (19.6-196fpm)	6-60m/min (19.6-196fpm)
Feed roller diameter	140mm (5.5")	140mm (5.5")	140mm (5.5")	140mm (5.5")	140mm (5.5")	140mm (5.5")
Feed roller width	2 x 50mm (2 x 2")	2 x 50mm (2 x 2")	2 x 50mm (2 x 2")	2 x 50mm (2 x 2")	2 x 50mm (2 x 2")	2 x 50mm (2 x 2")
Pneumatic pressure for feed rollers, max	87psi (6 bar)	87psi (6 bar)	87psi (6 bar)	87psi (6 bar)	87psi (6 bar)	87psi (6 bar)
Adjustment range for infeed table and						
Edge-jointing fence	10mm (0.4")	10mm (0.4")	10mm (0.4")	10mm (0.4")	10mm (0.4")	10mm (0.4")
Adjustment range of vertical spindles (axial)	80mm (3.2")	80mm (3.2")	80mm (3.2")	80mm (3.2")	80mm (3.2")	80mm (3.2")
Adjustment range of horizontal spindles (axial)	40mm (1.57")	40mm (1.57")	40mm (1.57")	40mm (1.57")	40mm (1.57")	40mm (1.57")
Length of the straightening table	0.8M (31.5")	0.8M (31.5")	0.8M (31.5")	0.8M (31.5")	0.8M (31.5")	0.8M (31.5")
Diameter of dust hood for vertical spindle	Ø175mm (6.9")	Ø175mm (6.9")	Ø175mm (6.9")	Ø175mm (6.9")	Ø175mm (6.9")	Ø175mm (6.9")
Diameter of dust hood for horizontal spindle	Ø175mm (6.9")	Ø175mm (6.9")	Ø175mm (6.9")	Ø175mm (6.9")	Ø175mm (6.9")	Ø175mm (6.9")
Mechanical digital readouts for the pressure shoes & hold-down unit	○	○	○	○	○	○
Full sound and safety enclosure	○	○	○	○	○	○
Motorized vertical adjustment of feed	○	○	○	○	○	○
Lateral pressure roller opposite first right spindle	○	○	○	○	○	○
Chainless cardan feed system	○	○	○	○	○	○
Universal spindle, tool cutting circle min 100mm, max 200mm	○	○	○	○	○	○
Program system provides faster setting.	○	○	○	○	○	○

○ Standard

OPTIONAL EQUIPMENT:

Groove guide for short, twisted and untrimmed material

Setting and measuring devices

Smartset advanced control system

Tool speeds of 80 m/min. With feed roller 200 mm

Length of infeed table 2, 2.5 or 3 meters

Increased R.P.M. - up to 8,000

Increased horsepower

Moulding width up to 260 mm is available

CE specifications

Increased motor horsepower available

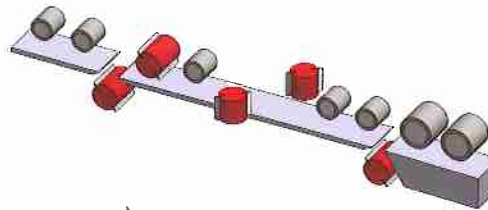
A Wide Range of Spindle Configurations

Speedmac series

(Other configurations available on request)

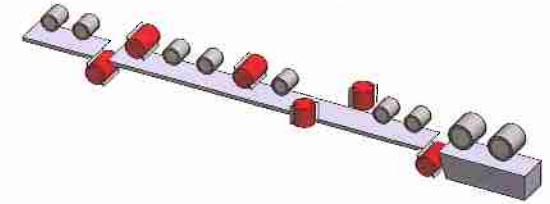
LMC-523

5-SPINDLE



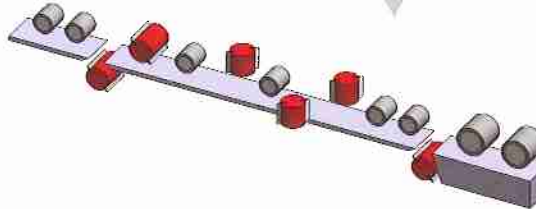
LMC-623

6-SPINDLE



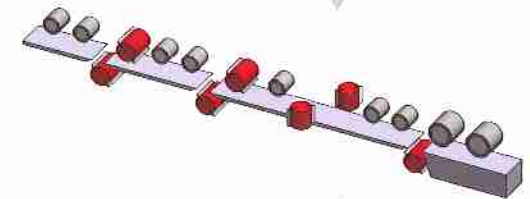
LMC-3V-623

6-SPINDLE



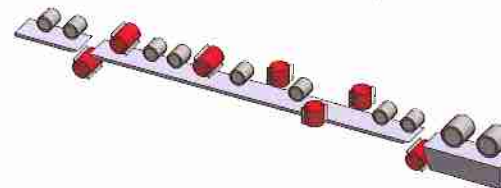
LMC-723

7-SPINDLE



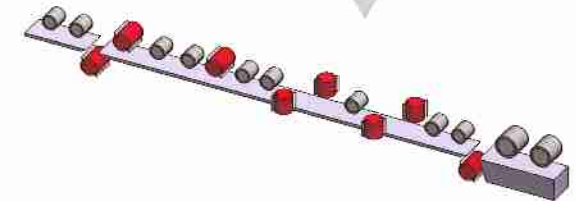
LMC-3V-723

7-SPINDLE



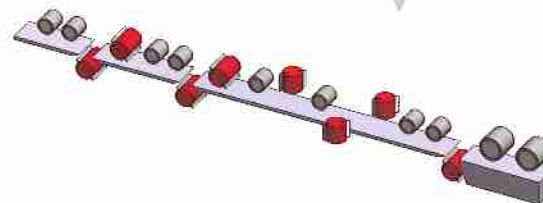
LMC-823

8-SPINDLE



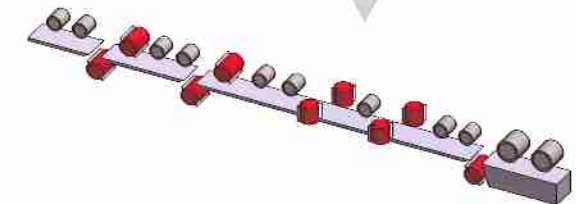
LMC-3V-823

8-SPINDLE



LMC-923

9-SPINDLE





LEADERMAC
MACHINERY CO., LTD.

No. 20, Lane 662, Sec 1, Sha-Tien Rd.,
Tadu Hsiang, Taichung Hsien, Taiwan.

TEL: +886-4-2693-7599


FAX: +886-4-2693-7588 / 2693-7589

<http://www.leadermac.com>

e-mail: lmccemail@ms24.hinet.net

sales@leadermac.com

info@leadermac.com



Speedmac series LMC 2009