LEADERMAC

LEADERMAC
MACHINERY CO., LTD.
No. 20, Lane 662, Sec 1, Sha-Tien Rd.,
Tadu Hsiang, Taichung Hsien, Taiwan.
TEL: +886-4-2693-7599
FAX: +886-4-2693-7588 / 2693-7589
http://www.leadermac.com
e-mail: lmcemail@ms24.hinet.net
sales@leadermac.com
info@leadermac.com

CE TÜV certified ISO-9001 TÜV certified TÜV CERT

Super Thundermac series LMC 2009

Super Thundermac series

Leadership Through Performance and Reliability

LEADERMAC

Quality Features Add More Value to Your Production

LEADERMAC Super Thundermac The Leading Edge in 4-side Moulding

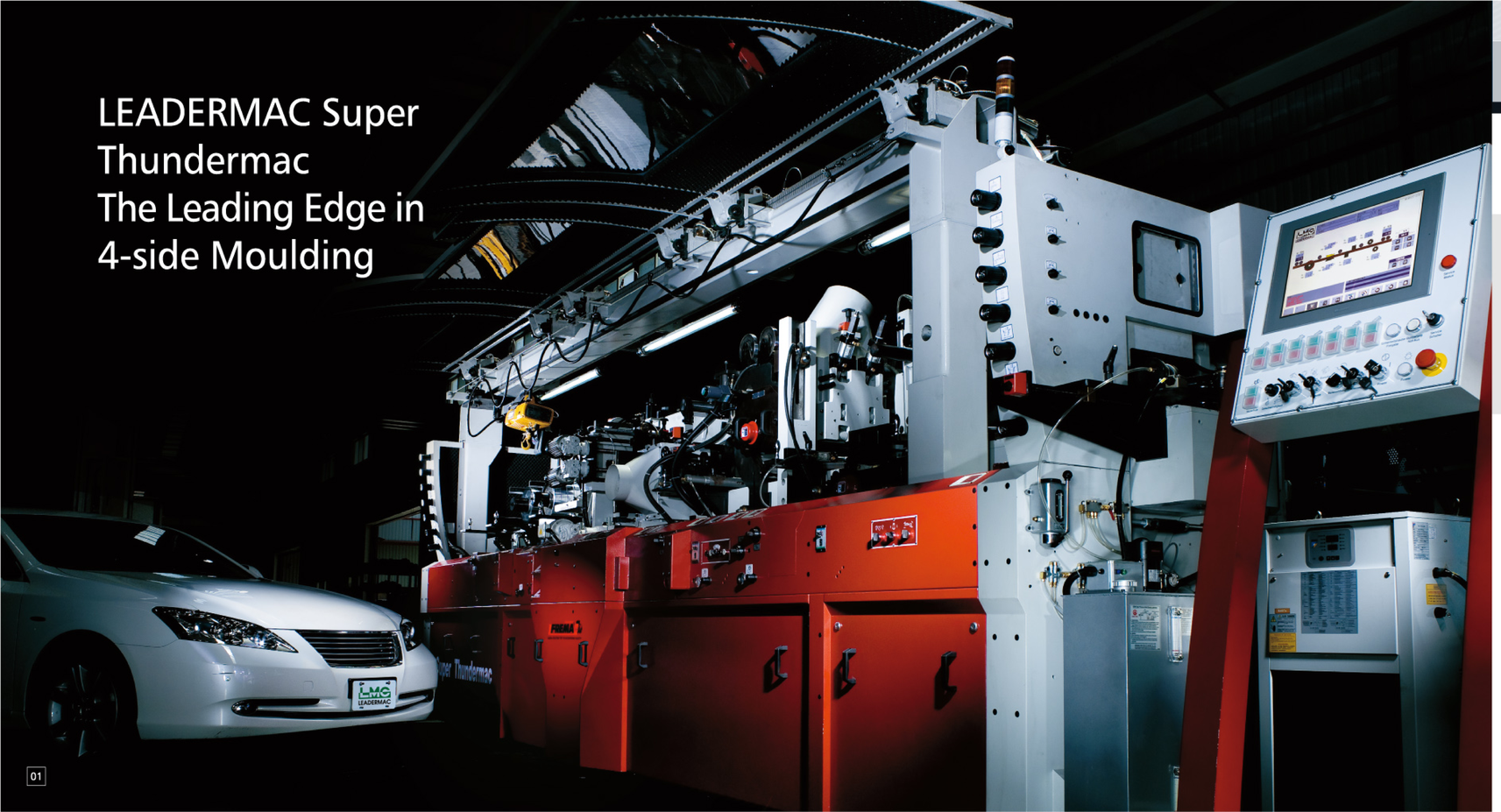

Quality Proven by Worldwide Customers

Delivering Unparalleled Speed and Power in a High-Efficiency Automated System

The concept behind Leadermac is to design and manufacture the most productive, most fine finish and extremely high accuracy moulders to create a competitive edge for our customers. With years of research and development, the new Super Thundermac series has been successfully developed to offer production speed beyond your expectations. With the Leadermac Super Thundermac, you can reduce your production costs, greatly shorten your delivery time and create more profits.

Super Thundermac 5-Spindle 4-Side Moulder

Built for super-high production requirements, the Super Thundermac series of 4-side moulder can bring your production speed to a new level.

The LEADERMAC Super Thundermac series features 200m/min. feed speed as standard. Higher feed speeds of 250 and 300m/min. are also available. This, combined with a 6000 RPM spindle speed, makes the moulder exceptionally ideal for high speed cutting operations. The entire machine is ruggedly and compactly constructed for extra high stability during high speed operation. In addition, the Super Thundermac is equipped with a user-friendly PLC control combined with touch-sensing for maximum operational convenience.

Gives You the Competitive Edge in Productivity and Accuracy



The Power and Precision for World-class Production Quality



Designed with High Production in Mind

The LEADERMAC 4-side molder is a compact power package that integrates high speed and heavy cutting operations, high accuracy, plus minimum trouble to maximize its impressive cutting capabilities. To ensure outstanding cutting results, the 6,000 rpm high speed spindle is carefully manufactured and tested before assembling. High feed speed up to 80 M/min. is driven by a frequency inverted motor, providing variable speed change. Our objective is to enhance each 4-side molder from LEADERMAC in order to upgrade your throughput and create more profits.

For All Your Woodworking Applications

Choice of Machine Models - from Super Thundermac LMC-523T (5-spindle) to LMC-1023T (10-spindle).

OUTSTANDING FEATURES:

- All moulders awarded with CE certification.
- Faster feed speeds of up to 80 meters a minute (265 fpm) are standard - to 150 mpm (500fpm) - optional.
- Programmable controller provides convenient thickness and width of cut settings.
- Adjustment of each spindle can be easily performed using the front adjustment level.
- Exclusive, separate adjustment of the vertical spindles and the support tables allows the tables to be positioned extremely close to the cutterheads for added cutting stability.
- The full safety enclosure serves as a chip guard and helps to reduce noise.
- Each spindle is driven by an individual motor for powerful moulding and easy control.
- Multiple pneumatic pressure of the feed rolls can be easily set to provide an outstanding feeding effect.
- Table surfaces are hard-chrome plated for maximum wear resistance.
- All manually adjusted and turning parts are housed in dry grease lubricated bearings for oil-free lubrication.
- Automatic lubricator is provided to supply oil to the feed tables.
- One-piece, Extra Heavy machine frame is specially heat treated for maximum stability and rigidity by standard configuration.
- The powered outfeed rollers provide stable and smooth workpiece outfeed even for especially thin or smooth materials. The rollers remain perfectly parallel even after long-term use.
- Mechanical digital readouts for all head and pressure elements and the pressure elements of top spindle.
- Sectional Chip Breaker Assembly in front of top spindle.
- Motorized vertical adjustment of the top spindle including PC digital readouts.
- Finest Alloy Steel Spindles and housings with 2 sets of Ultra Precision Duplex Bearings in each spindle. All are permanently grease lubricated.
- Built in Straight and Profile jointers provide accurate operation with high quality finish.
- The full safety enclosure serves as a chip guard and helps reduce noise.

CONVENIENT SPINDLE ADJUSTMENT
Adjustment of all spindles is easily done from the front. The adjustment points are all at the same height, for more convenient and faster adjustment.

Speed Up Your Moulding Operations with the Latest Technological Breakthroughs from LEADERMAC.

POWERED INFEED ROLLER
The smooth initial feeding of the stock is achieved by means of the independently powered top and bottom infeed rolls.

SELF ACTUATING FIRST FEED ROLLER
The first feed roller (with built-in clutch) is powered, but with high speed infeed, the roller will run freely, eliminating potential damage to the workpiece and machine. This allows for smooth operation with exceptionally high feed speeds.

DESIGNED FOR PARAMOUNT STABILITY
Powerful, heavy-duty pneumatic side and pressure shoes for the left spindle provide extremely stable pressure for high-speed operations. A pneumatic top pressure roller in front of the right vertical spindle ensures constant stock feed.

HEAVY-DUTY INDEPENDENT PRESSURE PAD

The sturdy and robust pressure pad is located above the bottom spindle, and is mounted to the machine body. This design reduces vibration and increases operation stability. The pad elevation is electronically controlled.

Heavy-duty Hydraulic Clamping Support

RIGID, PRECISION SPINDLE
6,000 RPM STANDARD.

- The spindle is precision machined from high quality steel, specially heat treated, precision ground and dynamically balanced, assuring extremely smooth running, high cutting accuracy and high stability. Each spindle is water-proof and dust-proof to ensure long service life.
- 6000 RPM spindle speed is standard.



CENTRALIZED LUBRICATION POINTS

Greasing to all critical parts is conveniently made by the centralized arrangement of lubrication points.

LEADERMAC
Provides Solutions

With our extensive experience in the furniture industry and personalized services, Leadermac's highly experienced engineers will help you get the total knowledge you need for your molding jobs. Our service staff is always ready to help analyze your production problems and requirements and provide cost saving opportunities.

A Wide Selection of Options for Added Efficiency and Convenience

Upon request, each Leadermac 4-side molder is available to be equipped with a wide variety of optional equipment to upgrade the machining capability and operational convenience. For example, a program system which provides a faster setting width and thickness. Increased motor horsepower permits heavier cutting. With these high performance options, you can achieve a higher level of molding operations.

FEED SYSTEM

The infeed rollers work in conjunction with a limit switch (gate) to stop the machine if workpiece is too thick or there is double up.

PROGRAMMABLE CONTROLLER

The width and thickness setting can be easily set using the programmable controller. The desired values for width and thickness can be conveniently pre-set and are displayed on an LED Readout. The feed speed is VFD inverter controlled with LED Readout.

State-of-the-Art Control

Perfectly Designed to Optimize Moulding Efficiency

Smartset Advanced

Control Performance (optional)

* Automated Machining
* Powerful Functions
* Better Cut Quality

User-friendly Control for Maximum Convenience of Operation

Boosted Efficiency and Ultimate Convenience Accomplished by Leadermac. The newly released computer control from Leadermac Smartset Advanced a new benchmark for woodworking jobs. Automated processing throughout, production monitor and convenient operational approaches all make the computer control a powerful aid to the industry. The control not only features a user-friendly touch-sensing screen but also provides critical data and instant operational status with graphic display. This control offers a highly integrated approach for woodworking operations and considerably boosts efficiency while users are able to fully control every procedure through this human-machine interface. The example below illustrates the operation on the computer control.

PLC with Touch-sensing Screen

The Super Thundermac employs a high performance PLC control combined with a touch-sensing screen, allowing the operation to be controlled with ease. The separately mounted control allows for moving to any position for added convenience of operation.

15" Automatic Human-machine Interfacing Control

1. Ball screw transmission positioning system.
2. Independent Axis Display: Incl. current position, setting position, tool number and tool radius.
3. Automatically calculates current position when changing tool.
4. Display load condition of each cutter.
5. The alarm system displays various conditions such as all motors, limit switches and hydraulic system.
6. Built-in spare parts information.
7. 500 sets of product information
8. 500 sets of cutter information.
9. 500 sets of production schedule information.
10. Cutter database in PC computer can go online with PROSTAND tool measuring device. Also, allows to change cutter information at any time.
11. Available to equip with Ethernet system for far-end monitoring or program modification in the world.

STANDARD EQUIPMENT:	LMC-523	LMC-623	LMC-723	LMC-823	LMC-923	LMC-1023
Working width (with a head cutting circle of 5.5" (140mm))	30-300mm(1.18"-11.8")	30-300mm(1.18"-11.8")	30-300mm(1.18"-11.8")	30-300mm(1.18"-11.8")	30-300mm(1.18"-11.8")	30-300mm(1.18"-11.8")
Working Thickness (with a head cutting circle of 6.42" (163mm))	10-150mm(0.4"-5.9")	10-150mm(0.4"-5.9")	10-150mm(0.4"-5.9")	10-150mm(0.4"-5.9")	10-150mm(0.4"-5.9")	10-150mm(0.4"-5.9")
Number of spindles, min-max	5	6	7	8	9	10
Motor capacity per spindle	37kw / 50HP	37kw / 50HP	37kw / 50HP	37kw / 50HP	37kw / 50HP	37kw / 50HP
Spindle speed	6,000 RPM	6,000 RPM	6,000 RPM	6,000 RPM	6,000 RPM	6,000 RPM
Spindle diameter 60mm - std.	60mm (2 3/8")	60mm (2 3/8")	60mm (2 3/8")	60mm (2 3/8")	60mm (2 3/8")	60mm (2 3/8")
Head cutting circle, 1st bottom spindle, min-max	160-300mm(6.3"-11.8")	160-300mm(6.3"-11.8")	160-300mm(6.3"-11.8")	160-300mm(6.3"-11.8")	160-300mm(6.3"-11.8")	160-300mm(6.3"-11.8")
Head cutting circle, vertical spindles, left, min-max	160-300mm(6.3"-11.8")	160-300mm(6.3"-11.8")	160-300mm(6.3"-11.8")	160-300mm(6.3"-11.8")	160-300mm(6.3"-11.8")	160-300mm(6.3"-11.8")
Head cutting circle, vertical spindles, right, min-max	160-300mm(6.3"-11.8")	160-300mm(6.3"-11.8")	160-300mm(6.3"-11.8")	160-300mm(6.3"-11.8")	160-300mm(6.3"-11.8")	160-300mm(6.3"-11.8")
Head cutting circle, horizontal spindles, top, min-max	160-300mm(6.3"-11.8")	160-300mm(6.3"-11.8")	160-300mm(6.3"-11.8")	160-300mm(6.3"-11.8")	160-300mm(6.3"-11.8")	160-300mm(6.3"-11.8")
Head cutting circle, horizontal spindles, 2nd/3rd bottom, min-max	160-300mm(6.3"-11.8")	160-300mm(6.3"-11.8")	160-300mm(6.3"-11.8")	160-300mm(6.3"-11.8")	160-300mm(6.3"-11.8")	160-300mm(6.3"-11.8")
Standard Feed motor	56kw / 75HP	56kw / 75HP	56kw / 75HP	56kw / 75HP	56kw / 75HP	56kw / 75HP
Feed speed, infinitely variable by frequency driven motor	30-200 m/min (98-656 fpm)	30-200 m/min (98-656 fpm)	30-200 m/min (98-656 fpm)	30-200 m/min (98-656 fpm)	30-200 m/min (98-656 fpm)	30-200 m/min (98-656 fpm)
Feed roller diameter	300mm (11.8")	300mm (11.8")	300mm (11.8")	300mm (11.8")	300mm (11.8")	300mm (11.8")
Feed roller width	2 x 50mm (2 x 1.97")	2 x 50mm (2 x 1.97")	2 x 50mm (2 x 1.97")	2 x 50mm (2 x 1.97")	2 x 50mm (2 x 1.97")	2 x 50mm (2 x 1.97")
Pneumatic pressure for feed rollers, max	6 bar	6 bar	6 bar	6 bar	6 bar	6 bar
Adjustment range for infeed table and edge-jointing fence	10mm (0.4")	10mm (0.4")	10mm (0.4")	10mm (0.4")	10mm (0.4")	10mm (0.4")
Adjustment range of vertical spindles (axial)	80mm (3.15")	80mm (3.15")	80mm (3.15")	80mm (3.15")	80mm (3.15")	80mm (3.15")
Adjustment range of horizontal spindles (axial)	40mm (1.58")	40mm (1.58")	40mm (1.58")	40mm (1.58")	40mm (1.58")	40mm (1.58")
Length of the straightening (moulder infeed) table	1.6M	1.6M	1.6M	1.6M	1.6M	1.6M
Diameter of dust hood for vertical spindle	Ø200mm (Ø7.9")	Ø200mm (Ø7.9")	Ø200mm (Ø7.9")	Ø200mm (Ø7.9")	Ø200mm (Ø7.9")	Ø200mm (Ø7.9")
Diameter of dust hood for horizontal spindle	Ø200mm (Ø7.9")	Ø200mm (Ø7.9")	Ø200mm (Ø7.9")	Ø200mm (Ø7.9")	Ø200mm (Ø7.9")	Ø200mm (Ø7.9")
Chainless extra heavy duty cardan drive feed system	○	○	○	○	○	○
Mechanical digital readouts for the cutterhead spindles, pressure shoes & chip breakers	○	○	○	○	○	○
Full sound and safety enclosure	○	○	○	○	○	○
Motorized vertical adjustment of feed	○	○	○	○	○	○
Lateral pneumatic pressure roller opposite first right spindle	○	○	○	○	○	○
Program system provides faster setting.	○	○	○	○	○	○

○ Standard

OPTIONAL EQUIPMENT:	
Fence & table with cooling system	Increased motor horsepower available
Smartset advanced control system	Straight jointer(s)
Setting and measuring devices	Profile jointer(s)
Feed speeds of 250, 300m/min	
Maximum working thickness 200mm (7.9")	
CE specifications	

A Wide Range of Spindle Configurations

(Other configurations available on request)

LMC-530
5-SPINDLE

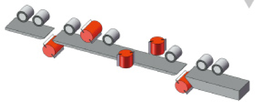

LMC-630
6-SPINDLE

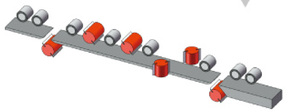

LMC-730
7-SPINDLE

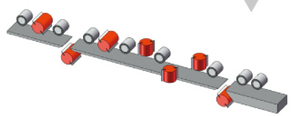

LMC-830
8-SPINDLE

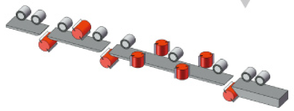

LMC-930
9-SPINDLE



LMC-930
9-SPINDLE



LMC-1030
10-SPINDLE

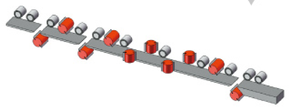
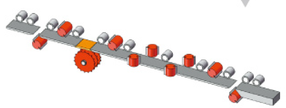
LMC-1030
10-SPINDLE