



Sägen

Hobeln

Fräsen

MARTIN

Thickness Planer T45
Surface Planer T54



The T54
Dynamic design - ideal handling.



The T45
Quick and quiet for precise planing.

Do you want to plane quickly and with less noise?

Do you want to perfectly execute both your jointing and planing operations?

And do you want to have the capacity to profile the entire width of your machine?

MARTIN



The T54 and the T45

Two individuals – a perfect couple.



The T45 Contour

For profiling and planing the entire width.

The T54: A Jointer that fits your workshop.

Perfect results in no time at all

Perfect end results can only be obtained with perfectly jointed material. The T54 offers the ideal conditions to create unequalled precision. The smooth-running fence with integrated auxiliary fence enables quick and precise jointing operations. The fence runs smoothly and without tilting on ball bearing guided courses – as precise years later as on the very first day. Chamfers can also be machined in a flash, because any angle between 90° und 45° can be set quickly with the manually operated controls.

Everything down to preference


The quick and precise setting for the depth of the cut between 0-8 mm is actuated electrically with a clear, easy to read scale. The centralized control panel features depth of cut setting and the start button for the cutting spindle. The optional T544 fence top mounted control console offers even more comfort to the operator, allowing the controls to ride in and out with the fence, keeping them easily in reach. The digital depth of cut display has a resolution of 0,1 mm.

Safety comes as standard

It does not matter whether you are face jointing or edge jointing, the modern SUVA jointer guard is a quick and safe safety device that has become standard equipment in European shops. An auxiliary fence is integrated into the main jointer fence so that small, narrow workpieces can also be fed safely over the machine table. Furthermore, a mount for a power feeder also comes as standard equipment. The T54 comes complete with an automatic star-delta starter connection and a wear free electronic brake.



Integrated auxiliary fence



Advanced technique - the solid body TERSA head



Easy to read depth of cut scale

T54



T54 with accessories

- T544** Control console with movable jointing fence
- T541/1** TERSA solid steel four-knife cutterhead

The best conditions for perfect results

The two-knife TERSA solid steel cutterhead on the T54 offers many practical advantages: The smoothness in the precision bearings and the exact positioning of the positive fitting, reversible TERSA knives results in one of the most extremely accurate cutting circles obtainable, thereby resulting in a smooth and accurate planed finish. The TERSA reversible knives are available in four different types (chrome steel, HSS, M42 and carbide). The cutterhead can also be supplied in a four-knife configuration as well. As always,

changing the TERSA knives takes less than a minute per blade.

Motor power:	5,5 kW (7.5 HP)
Jointing width:	500 mm (19,7")
Depth of cut:	0 - 8 mm (3/8")
Cutterhead:	TERSA solid steel two-knife
Weight:	approx. 1200 kg (2,645 lbs)



The T45: Quick and quiet for precise planing.

The T45 planer provides ideal conditions for the modern manufacturing environment: It delivers cleanly planed surfaces, is quick and easy to use and operates with very low noise emissions.

Perfectly set at the first attempt

The standard electronic control unit, with 99 storable planing dimensions, makes setting the planing height so easy that even the first piece fits like the last piece. The thickening table can also be moved in increments of 0.1 mm by simply depressing the button. The controls for the feed

rate are also within easy reach of the operator. The T45 comes equipped with a soft start Star Delta starter and an electronic wear free spindle brake.

The power is in it's silence

The vibration dampening machine frame, along with the optimally balanced cutterhead, guarantee outstanding planing results. Furthermore, the machine's sound-absorbing construction and modern industrial design ensure a comfortable, whisper-quiet operation. The 1260 mm

long, warp resistant cast steel machine table is mounted on four supporting screws. In a planing operation, the workpiece, the feed rollers and pressure beams all cause shear and compressive forces. The compressive forces are absorbed effectively by the four supporting screws. Two large vee guides divert the shear forces into the solid compound machine base....a solution that is as intelligent as it is extensive, which consistently ensures perfectly machined workpieces.



Optimum accessibility



Memory for 99 thickness dimensions



Quick change of knives thanks to the TERSA system

T45

T45 with accessories

- T4501** Motor 7,5 kW
- T4520** Thickening table equipped with guide rollers
- T4521** Foldable thickening table extension, 450 mm
- T4530** Automatic lubrication

Perfection comes as standard...and there are even a few extras

Thanks to the TERSA solid steel cutterhead, which enables a positive, exact positioning of the knives, the surfaces are perfectly planed – and it takes less than a minute to change each knife. The TERSA reversible knives are available in four different types (chrome steel, HSS, M42 and carbide). In addition, by using two dummy cutters, the standard four-knife cutterhead can also be operated as a two-knife cutterhead. You can also switch between two feed speeds (6 and 12m/min)

while the machine is running. The optional infinitely variable inverter drive enables speeds between 2 and 25m/min - thereby allowing you to dial in a perfect finish every time.

Furthermore, MARTIN offers different feed and table systems for the T45: Thicknessing tables with or without table rollers, and/or with or without vacuum table holddowns. A sectional steel infeed roller and a second outfeed roller are options to consider. Rubber or grooved or smooth steel feed rollers are also available.

Motor power:	5,5 kW (7.5 HP)
Planing width:	630 mm (24.75 ")
Planing thickness:	2,8 - 300 mm (11.75")
Depth of cut:	0 - 12 mm (7/16")
Feed rate:	6 + 12 m/min. (23/46 fpm.)
Cutterhead:	TERSA solid steel four-knife
Weight:	approx. 1200 kg (2,650 lbs)



The T45 and T54: Two individuals – a perfect couple.

With the T54 jointer and the T45 planer, you have two specialized machines that complement each other perfectly. Both of these machines have been designed to carry out their job without compromise and to provide optimal results.

Clever combination saves space

Unlike combination machines, the MARTIN T45 and T54 function without the need for time-consuming changes and, thanks to the space-saving installation, both of the machines fit

together in small footprint.

In contrast to the combination machines, both MARTINs can also be operated at the same time and because of their close proximity to one another, they can even be operated by one person.

The dust collection ports can be attached to either the left or right-hand side of the T45, allowing you to optimize your dust collection system without restricting material and work flow

within your facility.

Of course, both T45 Contour machines can also be combined with the T54 for a perfect „planing and profiling center“. You can create unique possibilities with this duo, going far beyond the combinations that have been familiar to our industry so far.

TERSA – modern concept – fantastic results
Both machines offer all the advantages of the modern TERSA cutterblock system: a quick



Space-saving installation



One System - four knife grades - TERSA



Dust collection port can easily be switched from the right to left side of machine

T54 + T45



T54 with accessories

T544 Control console moving with the jointing fence

T45 with accessories

T4520 thicknessing table equipped with guide rollers

T4522 Thicknessing table extension, 1200 mm

T4525 Guard

change, reversible precision knife system available in four different grades. For specialized material applications, other cutterhead hook angles are available upon request – please contact us.



The T45 Contour: For profiling and planing the entire width.

The name says it all. The T45 Contour offers unique worldwide solutions for the safe profiling of surfaces in one pass.

Thicknessing planer with integrated profiling machine

You can choose between the Contour¹⁵ and the Contour²⁵ achieving a profile depth of 15,5 or 25 mm respectively.

Both machines come with the "Contour Planing" cutterblock with 4 TERSA knife pockets as well as 2 corrugated back knife pockets.

If your main focus is on profiling you can choose the "Contour Profiling" cutterblock equipped with 2 TERSA knife pockets and 4 corrugated back knife pockets.

For thinner workpieces you should consider the vacuum table.

This option in combination with a vacuum pump enables you to machine very thin workpieces.

Controlled by intelligence

Both Contour machines are equipped with an efficient control unit, whose storage capacity is


particularly advantageous in profiling work. The precise positioning of the thicknessing table, with an accuracy of 0.1 mm, is even more important for profiling as it is for planing. Furthermore, the Contour machine's control system recognizes if profile cutters have been inserted into the cutterhead, ensuring a safe working environment thanks to its intelligent monitoring.

It's so easy to set up the profile

Profile knives can be inserted into the four cutterhead knife pockets in both machines.



Perfect handrail bars in two passes



Mediterranean style panels up to 630 mm wide



Slotting, grooving, chamfering – everything is possible

T45 CONTOUR

T45 Contour²⁵ with accessories

- T4503** Motor 11 kW
- T4511** infinitely variable feed speed
- T4522** Table extension, 1200 mm
- T4541** Additional feather board

The cutters can be inserted radially or axially and with the supplied setting gauge, set-up times can be reduced considerably. Profiles can be planed up to 630 mm wide and 25 mm deep quickly, easily and accurately.

The T45 Contour opens up a unimaginable range of new products and possibilities. Besides planing, you can profile complete church pews seats in one pass. Cabinet door manufacturers can specialize providing profiled door panels to their customers. Decoratively profiled billiard table

aprons can also be achieved with this unique machine. In brief: The T45 Contour is the first choice wherever wide profiles have to be produced in one pass.

Motor power:	7,5 kW (10HP)
Planing width:	630 mm (24.75")
Planing thickness:	2,8 - 300 mm (11.75")
Profiling width:	bis 630 mm (24.75")
Profiling depth:	bis 25 mm (1")
Weight:	approx. 1200 kg (2,650 lbs)



„Planing“ different profiles in one pass



Setting gauge for profile knives



Accessories



T544 Control desk moving with the jointing fence

Moving control desk

The control buttons that come mounted to the infeed table are available as an option above the table level. On the optional control desk the depth of cut is digitally displayed in a resolution of 0.1 mm and can be set precisely via the adjusting knob. Good for those who like to have all the important information available to them at any time. The control desk moves together with the jointer fence and is always in easy reach of the operator.



T541 TERSA - solid steel 4-knife cutterhead

TERSA - solid steel 4-knife cutterhead

The 4-knife cutterhead, which is available as an alternative to the 2-knife version, ensures the best surface finish, particularly when machining hard material. By inserting dummy cutters into the cutterhead, you can quickly and easily change between a 4-knife and a 2-knife set up at any time. The fact that the cutters can be changed in seconds plays a crucial role in reducing set-up times. Choose between chrome steel, HSS, M42 and carbide knives.



T540/1 TERSA - solid steel cutterhead with two separated cutters

TERSA - solid steel cutterhead with separated knives

The T54 jointer can be made more flexible by inserting a combination of carbide and HSS knives into the cutterhead. If the rear section of the cutterhead is fitted with 100 mm long carbide cutters, then edges of laminated boards can be jointed, reducing costs and increasing the longevity of the knives. Normal jointing operations can be performed in the front section of the cutterhead with a 410 mm HSS knife. If you should require the full jointing width, then the cutters can be changed within seconds thanks to the TERSA system. It goes without saying that other cutter lengths and qualities can also be combined to your unique application.



T4522 Thickening table extension, 1200 mm

Thickening table extension, 1200 mm

Whether you need to plane short or long workpieces, the stable thickening table extension eliminates the need for a second person behind the machine. Short workpieces do not fall onto the floor and long pieces are supported at the out-feed side. The table extension moves synchronously with the thickening table. This accessory can be easily retrofitted.



T4521 Thickening table extension, 450 mm

Foldable thickening table extension, 450 mm

The advantages of a the 450 mm long table extension is that it can also be used in cramped working areas. The solid table prevents workpieces from falling to the ground and also supports long pieces. The table can be folded down and then only takes up a space of approx. 10 cm, yet the full thickening height can be used. This accessory can be easily retrofitted.



T4518 Second rubber outfeed roller

Second outfeed roller

Feeding problematic material through the planing process can be improved by using a second rubber outfeed roller - especially if table lubricants cannot be used. The second outfeed roller is also available as a steel roller (T4519).



T4505/4 Solid steel cutterhead „Contour-profiling“

Solid steel cutter block „contour-profiling“


Both Contour machines can be equipped with the solid steel cutterhead “contour- profiling”. With it’s 2 TERSA as well as 4 corrugated back pockets for the insertion of planing - as well as profiling knives, the primary use of T45 Contour¹⁵ and Contour²⁵ shifts to profiling. The 4 pockets for profile cutters make it easier to combine different profiles, increasing the machines’ flexibility.



T4515 Sectional steel in-feed roller

Sectional in-feed steel roller


The sectional steel infeed steel roller is essential when machining wet wood with large cross-sections. Different thicknesses of up to 2 mm on the in-feed side are easily compensated; wear and tear practically never occurs. The sectional steel infeed roller always provides positive feeding through their helical toothed design. MARTIN does not recommend this option for fine planing work.



T4520 Thickening table with table rollers

Adjustable table rollers in the thickening table


In order to be able to make the best possible use of the wear-resistant steel infeed and outfeed rollers, the thickening table should be fitted with table rollers. This ensures that even wet wood in large cross-sections can be optimally fed. The table rollers can be adjusted above the table level from 0 – 1 mm. MARTIN does not recommend this system for machining small cross-sections and for those who demand the highest quality of their planed workpieces.



T4541 Second featherboard

T4541 Second featherboard


The efficiency of the T45 Contour can be increased significantly with a second featherboard. While one side of the workpiece is being machined on the right-hand side of the table, the other side of the workpiece can be simultaneously machined on the left-hand side. This effectively reduces the total machining time by almost half.



T4540 Special pressure device for profiling

Special pressure device T45 Contour

Depending on the shape of the profile to be produced, it may be necessary to hold and guide the workpiece along the out-feed side of the cutterhead. You can place specific pressure at the place where it is needed by using the individual adjustable pressure elements. If required, the pressure device can be simply substituted for the outfeed pressure bar.



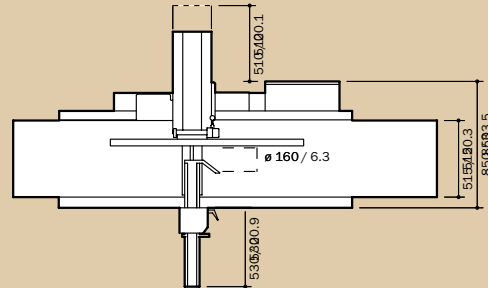
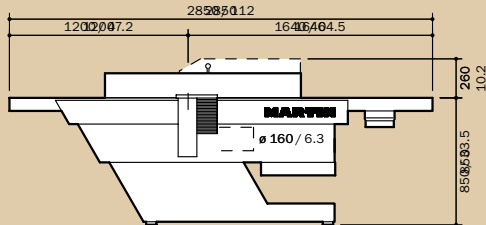
T4552 Vacuum table

Special accessories for machining plastics

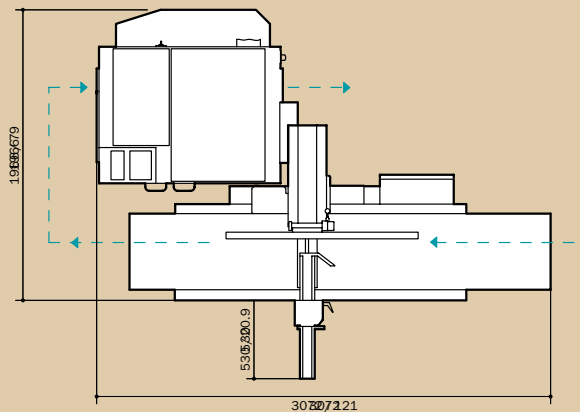
MARTIN also offers an extensive range of accessories for machining plastics. Besides the vacuum table illustrated here, which is particularly advantageous when machining thinner workpieces, there are also e.g. anti-static equipment or special cutterhead hook angles available. Please let us know your requirements and we will provide you with the perfect solution.

Technical Data

Surface Planer T54



T54 + T45



Specifications	T54
Motor power	5,5 kW (7.5 HP)
Cutterhead speed	5000 RPM
Diameter of cutterhead	125 mm (4.9")
Cutterhead	TERSA Z2 optional TERSA Z4
Jointing width	max. 500 mm (19.7")
Length of infeed table	1640 mm (64.5") optional 2000 mm (79")
Length of outfeed table	1200 mm (47.2")
Max. depth of cut	8 mm (0.32")
Dust Collection Port	160 mm \varnothing (6.3"), 800 cfm at 4500 ft/min. velocity
Dust emission values according to E DIN 33893	
In-feed side	0.11 mg/m ³
Out-feed side	0.14 mg/m ³
Noise emission values according to EN 859	
Idling	76,5 dB(A)
Operating	91,2 dB(A)
Weight	approx. 1200 kg (2645 lbs.)

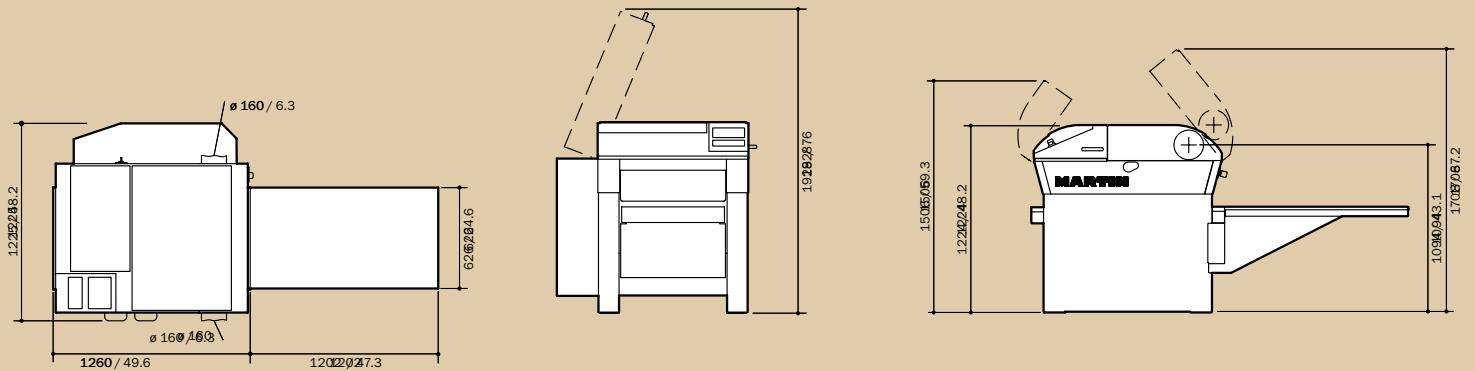
Dimensions and technical data are subject to technical innovations and can be changed without notice.

Please refer the valid price list for information on technical characteristics and equipment details.

Dimensions are indicated in millimetre / inch.

Made in Germany.

Thickness Planer T45



Technical data	T45	T45 Contour ¹⁵	T45 Contour ²⁵
Motor power	5,5 kW (7,5 HP) (opt. 7,5/11 kW)	7,5 kW (10 HP) (opt. 11 kW)	7,5 kW (10 HP) (opt. 11 kW)
Cutter block speed	5000 RPM	5000 RPM	5000 RPM
Diameter of cutter block	125 mm (4.9")	125 mm (4.9")	125 mm (4.9")
Cutter block	TERSA Z4	TERSA Z4 plus 2 corrugated back pockets for profile cutters	TERSA Z4 plus 2 corrugated back pockets for profile cutters
Planing height	2.8-300 mm (0.11 - 11.8")	2.8-300 mm (0.11 - 11.8")	2.8-300 mm (0.11 - 11.8")
Planing width	max. 630 mm (24.8")	max. 630 mm (24.8")	max. 630 mm (24.8")
Feed rate	6 + 12 m/min (23 + 46 ft./min.)	6 + 12 m/min (23 + 46 ft./min.)	6 + 12 m/min (23 + 46 ft./min.)
Infinitely variable feed rate	5-25 m/min (16 - 82 ft./min.) 2-10 m/min (6.5 - 32 ft./min.)	5-25 m/min (16 - 82 ft./min.) 2-10 m/min (6.5 - 32 ft./min.)	5-25 m/min (16 - 82 ft./min.) 2-10 m/min (6.5 - 32 ft./min.)
Profiling width		max. 630 mm (24.8")	max. 630 mm (24.8")
Profiling height		13.5-300 mm (0.53 - 11.80")	13.5-300 mm (0.53 - 11.80")
Profiling depth		max. 15,5 mm (0.61")	max. 25 mm (0.98")
Length of table	1260 mm (49.6")	1260 mm (49.6")	1260 mm (49.6")
Extraction duct (fitted on the left/right)	160 mm Ø (6.3 ") 800 cfm at 4500 ft./min. velocity	160 mm Ø (6.3 ") 800 cfm at 4500 ft./min. velocity	160 mm Ø (6.3 ") 800 cfm at 4500 ft./min. velocity
Dust emission values	Minimum dust emission according to BGI 739, appendix 4	Minimum dust emission according to BGI 739, appendix 4	Minimum dust emission according to BGI 739, appendix 4
Noise emission values according to EN 859			
In-feed / work station 1			
Idling	65,1 dB(A)	65,1 dB(A)	65,1 dB(A)
Operating	76,9 dB(A)	76,9 dB(A)	76,9 dB(A)
Out-feed / work station 2			
Idling	64,8 dB(A)	64,8 dB(A)	64,8 dB(A)
Operating	77,9 dB(A)	77,9 dB(A)	77,9 dB(A)
Weight	approx. 1200 kg (2645 lbs.)	approx. 1200 kg (2645 lbs.)	approx. 1200 kg (2645 lbs.)



MARTIN

Otto Martin Maschinenbau GmbH & Co. KG
Langenberger Str. 6
87724 Ottobeuren | Germany

Telephone +49 (0) 8332 911-0
Fax +49 (0) 8332 911-180
sales@martin.info
www.martin.info