

4-SIDE MOULDER
■ THUNDERMAC ■ MAXIMAC ■ SPEEDMAC ■ HYPERMAC


■ PLANERMAC ■ PLATINUM ■ COMPACT ■ SLICERMAC

■ SMARTMAC ■ GLUEMAC ■ GRINDERMAC

LMC
LEADERMAC

The Moulder of Moulders

Leading the woodworking industry to meet the challenges of the 21st century


A photograph of a baby sitting at a desk, looking intently at a computer monitor. The monitor displays a detailed map of North America, including the United States, Canada, and Mexico. The baby's hand is resting on a computer keyboard. The scene is lit with a warm, yellowish glow, suggesting an indoor setting with artificial light. The overall composition suggests a theme of early education and global connectivity.

As any parent would know, moulding young minds into happy and successful adults requires constant nurturing, care and love. 30 years ago, Taiwan was like an economic child - quite poor and under-developed. Now, the country has blossomed into mighty financial strength that can stand tall and proud on the world's stage. Leadermac has followed the same path. Through continuous concern, the company can now also be recognized as a world leader, moulding the future internationally for better lives everywhere.

Endless Efforts for a Better Future

A World-class 4-side Moulder Manufacturer

Thirty years ago, when Leademac started designing and manufacturing 4-side moulders, our commitment was to offer the best possible machines to help customers stay competitive. Through years of effort, Leademac has grown steadily to become a world-class 4-side moulder manufacturer with products sold to over 60 countries around the world. Over the years, there have been many changes in Leademac's size, business and reputation, but our insistence on providing the best possible machines for our customers has never changed. Looking towards the future, we will strive hard to achieve our strategic target and meet new challenges.



The Company History

- 1972** The company was established
- 1975** Successfully developed the 3-side moulder
- 1977** Successfully developed the 4-side moulder
- 1978** Started promoting overseas market
- 1980** Developed multi-spindle 4-side moulder to meet flexible machining requirements
- 1989** Factory moved to the new location at Ta Ming Road, Feng Yuan, to meet increasing business
- 1994** All series of 4-side moulders were CE certified
- 1996** President Mr. B.Y. Chang was elected as Chairman of T.W.M.A. Also Certified I.S.O. 9001 by TÜV.
- 2005** Moved to new factory in Datu Hsiang.

Since 1972



THUNDERMAC

Our Full Line of Moulders

Leadermac is an internationally recognized 4-side manufacturer. We design and manufacture a full line 4-side moulders that fully meet your demand for quality and performance.

Whatever your moulding requirements may be, Leadermac is a highly reputed manufacturer you can depend on. At Leadermac, we have the technology and craftsmanship to design the special moulders to meet your specific requirements. Each moulder produced is backed with Leadermac's tradition of excellence and value. You can choose from the most comprehensive range of products, but you will encounter only one level of quality: excellent.



SMARTMAC

COMPACT


PLATINUM

PLANERMAC

HYPERMAC

SPEEDMAC

MAXIMAC





Denmark



New Zealand



Belgium



Holland



Switzerland



Switzerland



Korea



Japan



Japan



Austria



Qatar



Spain



France



France



Finland



Saudi Arabia



Czech



England



South Africa



South Africa



South Africa



South Africa



Turkey



Sweden



Italy



Portugal



India



Indonesia



Thailand

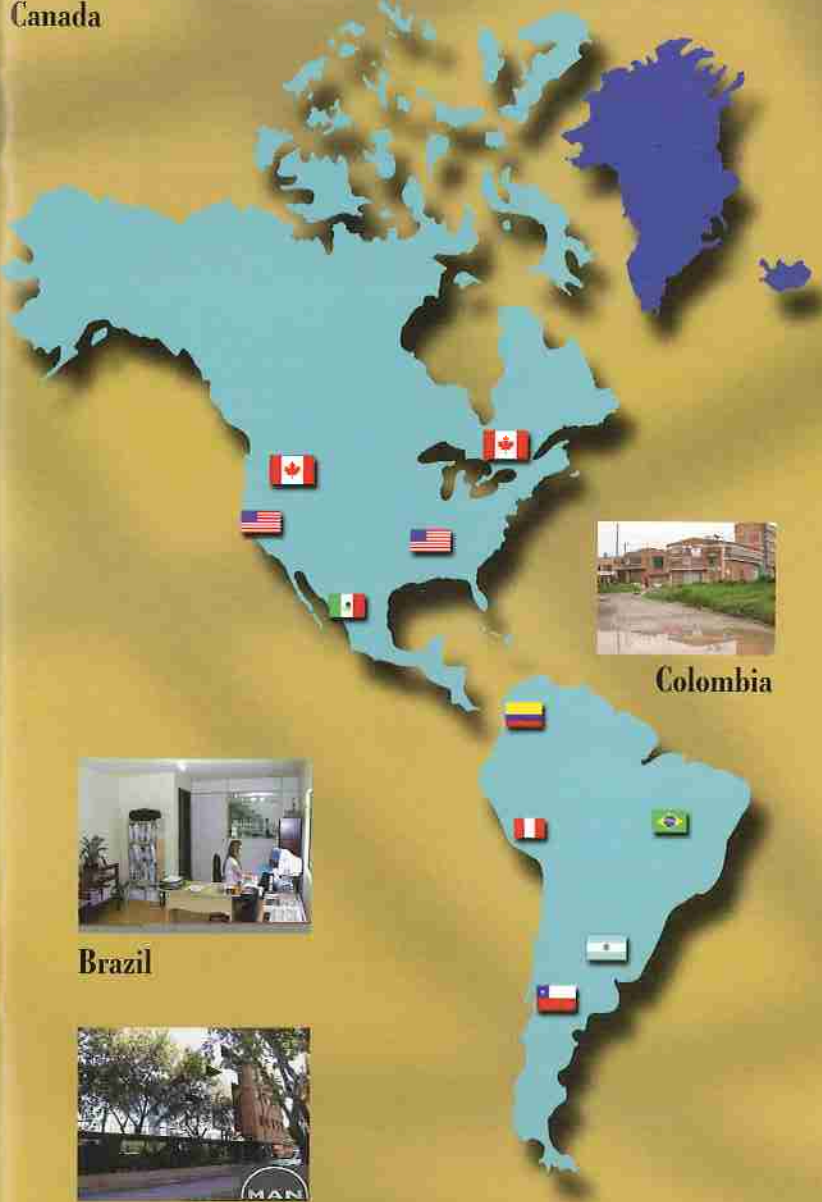


Malaysia





Canada



Colombia



Brazil



Chile

- | | | | |
|---------------------------------------------------------------------------------------|-----------------------------------------------------------------|---------------------------------------------------------------------------------------|-----------------------------------------------------------------------|
|  | KASHIWAGI CO.,LTD / <i>Japan</i> |  | MAQUINAS ESPECIALES PARA LAMADERA J., S.L./ <i>Spain</i> |
|  | BROTHER WOOD MACHINERY CO / <i>Korea</i> |  | COMERCIAL CECILIO, S.A./ <i>Spain</i> |
|  | PT. ALPHA UTAMA MANDIRI / <i>Indonesia</i> |  | ITALPRESSE ENGINEERING SPA / <i>Italy</i> |
|  | RAMU MACHINERY PVT. LTD / <i>India</i> |  | N. LAITSOS & CO / <i>Greece</i> |
|  | MIDCO EQUIPMENT L.L.C. / <i>Dubai</i> |  | ODA INSTRUMENTS / <i>Latvia</i> |
|  | NATCO LIMITED / <i>Qatar</i> |  | PROJECTA OY / <i>Finland</i> |
|  | N.BAYLAR MAKINE TIC. VE SAN.A.S. / <i>Turkey</i> |  | PROJECTA BALTI AS / <i>Estonia</i> |
|  | KHANDAN MACHINE LTD. CO / <i>Iran</i> |  | TILIA MACHINES AND TOOLS / <i>Poland</i> |
|  | ILAN GORALI IMPORTER / <i>Israel</i> |  | ITALPRESSE ENGINEERING SPA / <i>Hungary</i> |
|  | RICH MACHINERY CO., LTD / <i>Thailand</i> |  | ITALPRESSE ENGINEERING SPA / <i>Bulgaria</i> |
|  | SYARIKAT PETALING CORPORATION SDN BHD / <i>Malaysia</i> |  | ITALPRESSE ENGINEERING SPA / <i>Slovakia</i> |
|  | VETTA CO., LTD / <i>Vietnam</i> |  | ITALPRESSE ENGINEERING SPA / <i>Yugoslavia</i> |
|  | KUNSHAN DAKAIKNIFF MACHINERY CO., LTD/ <i>China (Shang Hai)</i> |  | ITALPRESSE ENGINEERING SPA / <i>Romania</i> |
|  | HUAN HUNG INDUSTRIAL CO., LTD / <i>China (Guang Dong)</i> |  | VELA AS / <i>Norway</i> |
|  | YOUNG MACHINERY COMPANY / <i>China (Beijing)</i> |  | GMC WOODWORKING MACHINERY SUPPLIES / <i>South Africa</i> |
|  | DAN EN GROS MASKINCENTER AS / <i>Denmark</i> |  | AKHURST MACHINERY LIMITED / <i>Canada</i> |
|  | F.COSTA WOODWORKING MACHINERY / <i>Portugal</i> |  | LEADERMAC U.S.A. AKHURST MACHINERY INC / <i>America</i> |
|  | ROGIERS VANPOUCKE / <i>Belgium</i> |  | NORTHTECH INDUSTRIAL MACHINERY / <i>America</i> |
|  | GLOBAL EDGE / <i>Russia</i> |  | ESMERIL TECNICA S.A.C / <i>Peru</i> |
|  | STIPAS UAB / <i>Lithuania</i> |  | MEXICO S.A.DE C.V. / <i>Mexico</i> |
|  | J.W.VOS B.V. / <i>Holland</i> |  | ARISTIZABAL Y JINETE LTDA. / <i>Colombia</i> |
|  | JON STENBERG AB / <i>Sweden</i> |  | STHIL S.A / <i>Brazil</i> |
|  | LEADERMAC UK LTD / <i>England</i> |  | FERROSTAL. CHILE S.A.C / <i>Chile</i> |
|  | M.S.DIS SARL / <i>France</i> |  | STHIL S.A. / <i>Argentina</i> |
|  | HANDL MASCHINEN GESMBH & COKG / <i>Austria</i> |  | SOUTHERN CROSS ENGINEERING LTD / <i>New Zealand</i> |
|  | FREMA TRADE AG / LTD / SWITZERLAND / <i>Switzerland</i> |  | SOUTHERN CROSS ENGINEERING LTD / <i>Australia (Eastern Australia)</i> |
|  | ANDI ANDERSON EUROPE / GERMANY / <i>Switzerland</i> | | |

Innovation for Today and the Future

Our approach to technical research and development is entirely application oriented. It focuses on a series of related questions: Will the moulder improve your production efficiency and productivity? Will it provide a better quality of cutting? Can we find a better way to upgrade machine performance?

To these ends we have a total dedication to research and development. Our objective is to enhance the value of our current moulders and develop new levels of cutting performance.

The years of effort in R&D has enabled Leadermac machines to win a high reputation in the worldwide market. However, our experienced design staff are constantly seeking improvements to achieve the best possible performance. We are committed to offer the machines that keep you staying competitive, while helping you create more profits.



25,000 m² Meters Modern Manufacturing

The heart of Leadermac unique manufacturing capacity comes from our world-class manufacturing facilities.



A considerable effort has been invested in establishing a modern production system, which has resulted in greatly increasing production capacity while lowering production costs. To further ensure assembly line efficiency, each technician is trained periodically. Our highly skilled technicians, combined with their fine craftsmanship, are fully responsible for their working quality. The most important characteristics of our technicians on the manufacturing floor are their great attention to detail at each step of the manufacturing process. All these guarantee each 4-side moulder from Leadermac will deliver the maximum dependability of operational performance that you've come to expect.

Leadermac Insists on Rigorous Quality Control Throughout the Whole Process

Quality is the cornerstone of everything we do at Leadermac, therefore each employee is well trained and respective of his or her position. Rigorous quality control is conducted by our Quality Assurance Department. It begins with the development of products, and extends through every step of the manufacturing process. Each machine is tested and retested prior to shipping, ensuring the highest level of performance and dependability.

Over the years, we have built a strong reputation for quality. Leadermac's 4-side moulders have been satisfactory to all customers all around the world. This kind of reputation does not come about by chance, but it is the result of Leadermac's great effort in the pursuit of quality and excellence.



Fast parts Support

Leadermac's modern warehouse always keeps a complete stock of parts. No matter where customers are located around the world, we make instant deliveries of parts when customers require. Our objective is to reduce machine downtime to a minimum. When a machine leaves our factory, it is not the end of our relationship. We keep concerned about the machine's operation condition at all times. We have a deep understanding that a machine down will result in a deep loss in your production. That is why Leadermac always thoroughly conducts the company policy of prompt service. Service is not just a slogan : it is Leadermac.



We serve customers on a global scale with Leadermac authorized representatives around the world.


Leadermac Sales and Application Engineers Provide Comprehensive Service. While we are proud of our outstanding resource and technological capabilities, we build a strong relationship with our customers by providing the most comprehensive services.

Earning your business is a matter of earning your trust and loyalty. Our commitment to service begins with the customers initial inquiry. The professional and efficient services are backed by our highly trained sales, application engineers and after-sales service engineers. Each service staff is always ready to analyze your requirement, then provide suggestions and solutions to your requirement. Leadermac's growth has been built on long-term relationships with customers. Our continuous growth depends on increasing the value of these relationships.



Application of Machinery

When one of Leadermac's moulders must be specially constructed to meet your specific needs, or a new model is required, our highly experienced application engineers will work together with local Leadermac representatives and customers to develop a new model of moulder. This combination of local representative capabilities, backed by Leadermac's outstanding technical support will help customers get a correct 4-side moulder with the correct performance.



THUNDERMAC

- Choice of 7 models
- Maximum working width 20-230mm
- Maximum working width 300mm available optional
- Maximum working thickness 10-150 mm
- Faster feed speed up to 80 m/min
(To 100, 120, 150 m/min optional)
- Equipped with straight knife and automatic profile jointers (optional)



FULLY AUTOMATIC FEEDING SYSTEM (Optional)

When the system detects the workpiece on the infeed chains, the hydraulic feed system will pneumatically lower and activate the top roll to feed the workpiece into the machine. This provides constant and stable feed, reducing labor requirements and decreasing cycle time.



HEAVY DUTY GEARBOX & MOTOR

The feed rollers are driven through a combination of universal shafts and gearboxes, ensuring no loss of power transmission. A smooth feeding effect is assured. Heavy duty gearboxes have no backlash and provides powerful and accurate feeding performance.





Duel Electric Digital Readout (Optional)

Provides more efficient tool changing.



Radius
Actual Cutting Size

FEED SYSTEM

The infeed rolls work in conjunction with a limit switch (gate) to stop the machine if workpiece is too thick or there is a double up.



DESIGNED FOR PARAMOUNT STABILITY

Powerful, heavy-duty pneumatic side and pressure shoes for the left spindle provide extremely stable pressure for high-speed operations. A pneumatic top pressure roller in front of the right vertical spindle ensures constant stock feed.



HEAVY-DUTY INDEPENDENT PRESSURE PAD

The sturdy and robust pressure pad is located above the bottom spindle, and is mounted to the machine body. This design reduces vibration and increases operation stability. The pad elevation is electronically controlled.

MAXIMAC

- Choice of 10 models
- Maximum working width 20-300 mm
- Maximum working thickness 10-150 mm
- Faster feed speed up to 48 m/min
(to 80 m/min optional)
- Equipped with straight knife and automatic profile jointers (optional)



Feed System

The bottom infeed roller works in conjunction with a limit switch to stop the machine if workpiece is too thick.

Powered Infeed Roller

Smooth initial stock feeding is achieved by means of the independently powered infeed rollers. The upper infeed rollers size is 205 mm. in diameter - larger than that of conventional ones. Enlarged rollers provide proper friction and are slip-free to enhance infeed stability and smoothness.


Side Pressure Wheels

The side pressure wheels are mounted between the first and second vertical spindles, above the bottom spindle. They feature outstanding infeed operations for short and narrow workpieces.



Air Floating Pressure Plate

The pneumatically-controlled floating pressure plate ensures consistent quality with its above-average flexibility for various shapes of workpieces.




Powerful Pneumatic Pushing Roller

Adjustable air pressure powerful feeding idle roller provides more stable and faster feeding.

Side Pressure Wheel on Vertical Spindle

Eliminating the conventional spring load. The adjustable side pressure wheels are pneumatically operated to ensure consistent holding pressure.




Straight Knife Jointer and Automatic Profile Jointer (Opt.)

The remote-controlled straight knife jointer and automatic profile jointers provide accurate operation with high repeatability. They help ensure a long service life and super surface quality. (Opt.)


SPEEDMAC

- Choice of 7 models
- Maximum working width 20-230 mm
- Maximum working thickness 10-150 mm
(To 200 mm optional)
- Faster feed speed up to 60 m/min
(To 80 m/min optional)
- Equipped with straight knife and automatic profile jointers (optional)



Side Pressure Wheel on Vertical Spindle

Eliminating the conventional spring load. The adjustable side pressure wheels are pneumatically operated to ensure consistent holding pressure.



Feed System

The bottom infeed roller works in conjunction with a limit switch to stop the machine if workpiece is too thick.

Powered Infeed Roller

The smooth initial feeding of the stock is achieved by means of the independently powered infeed rollers.





High Precision Spindle

All spindles are precision constructed and specially heat treated to provide maximum cutting stability and permanent accuracy. They are water and dust-proof. Standard spindle speed is 6,000 RPM.



Straight Knife Jointer and Automatic Profile Jointer (Opt.)

The remote-controlled straight knife jointer and automatic profile jointers provide accurate operation with high repeatability. They help ensure a long service life and super surface quality. (Opt.)



Powerful Pneumatic Pushing Roller

Adjustable air pressure powerful feeding idle roller provides more stable and faster feeding.



Side Pressure Wheels for 2nd Spindle

Provides positive feed effect for short and narrow stock by 3 pneumatic controls.



Clamping System (Opt.)

Utilizing housing bearings, the reliable hydro-clamping system ensures consistent quality across the entire workpiece. The unit performs admirably even during high-speed continuous operation. The spindles can be adjusted axially even if the housing bearings are locked.



Heavy Duty Gearbox

The feed rollers are driven through a combination of universal shafts and gearbox, ensuring no loss of power transmission. A smooth feeding effect is assured. The heavy duty gearbox has no backlash and provides powerful and accurate feeding performance.


HYPERMACH

- Choice of 7 models
- Maximum working width 15-230mm
- Maximum working thickness 10-150mm
- Variable feed speed 6 - 36 m/min
- Equipped with straight knife and automatic profile jointers (optional)



Centralized Lubrication Points

Greasing to all critical parts is conveniently made by the centralized arrangement of lubrication points.



Feed System

The bottom infeed roller works in conjunction with a limit switch to stop the machine if workpiece is too thick.

Powered Infeed Roller

The smooth initial feeding of the stock is achieved by means of the independently powered infeed rollers.





High Precision Spindle

All spindles are precision constructed and specially heat treated to provide maximum cutting stability and permanent accuracy. They are water and dust-proof. Standard spindle speed is 6,000 RPM.



Straight Knife Jointer and Automatic Profile Jointer (Opt.)

The remote-controlled straight knife jointer and automatic profile jointers provide accurate operation with high repeatability. They help ensure a long service life and super surface quality. (Opt.)



Liftable Auxiliary Feed Roller

The mechanism provides added smoothness for short workpiece feeding. The auxiliary feed rollers are power driven for effortless feeding effect, and are liftable for convenient cutter change or setup.



Side Pressure Wheels for 2nd Spindle

Provides positive feed effect for short and narrow stock by 3 pneumatic controls.



Clamping System (Opt.)

Utilizing housing bearings, the reliable hydro-clamping system ensures consistent quality across the entire workpiece. The unit performs admirably even during high-speed continuous operation. The spindles can be adjusted axially even if the housing bearings are locked.



Heavy Duty Gearbox

The feed rollers are driven through a combination of universal shafts and gearbox, ensuring no loss of power transmission. A smooth feeding effect is assured. The heavy duty gearbox has no backlash and provides powerful and accurate feeding performance.

PLANERMAC

- Choice of 5 models
- Maximum working width 450mm
- Maximum working width (500/600mm available optional)
- Maximum working thickness 180mm
- Maximum working thickness (200/250/300mm available optional)
- Variable feed speed 6 - 24 m/min



Outboard Bearing for Cutterhead (Std.)

The first bottom and top cutterheads are supported by additional outboard bearings, providing a solid support.



Enlarged Outboard Bearing For Cutterhead (Optional)

The first bottom cutterhead and final spindle are supported by additional hydro outboard bearings providing a solid support. The enlarged hydraulic bearing supports also provide convenient cutterhead change by pulling it out.



Pneumatic Feeding Rollers

- The feed rollers are pneumatically loaded for excellent feeding effect.
- 3 stage, feed roller pressure setting.


Platinum

- Choice of 5 models
- Maximum working width 15-230mm (To 300mm optional)
- Maximum working thickness 10-150mm (To 200mm optional)
- Variable feed speed 6 - 30 m/min



Extremely Short Feeding Capability

- The unit can feed stock as short as 200mm. The cutting heads are specially designed so that there is a uniquely short distance between them. This results in a superior moulding finish.
- 6,000 RPM high speed spindle
- Inverter controlled feeding motor with LED display, Feeding speed up to 30 m/min.



Short Stock Feeder

This device permits the feeding of short stocks with a minimum length of 8". The short stock feeder is driven by a gear drive unit for a powerful and smooth effect.

Powered Infeed Bottom Roller

The smooth initial feeding of the stock is achieved by means of the independently powered infeed rollers.

COMPACT

- Choice of 5 models
- 2-8 Head configuration
- Maximum working width 15-230mm (260, 300mm optional)
- Maximum working thickness 10-150mm (200mm optional)
- Variable feed speed 6 - 24 m/min



Extremely Short Feeding Capability

- The unit can feed stock as short as 200mm. The cutting heads are specially designed so that there is a uniquely short distance between them. This results in a superior moulding finish.
- 6,000 RPM high speed spindle
- Inverter controlled feeding motor with LED display, Feeding speed up to 30 m/min.



Short Stock Feeder

This device permits the feeding of short stocks with a minimum length of 8". The short stock feeder is driven by a gear drive unit for a powerful and smooth effect.

Powered Infeed Bottom Roller

The smooth initial feeding of the stock is achieved by means of the independently powered infeed rollers.

SLICERMAC

- Choice of 5 models
- Maximum working width 15-200mm
- Maximum working thickness 10-125mm
- Variable feed speed 6 - 24 m/min



Slicer-Splitter head configuration

The initial heads are set up for blanking the material to size. The machines final 2, 4 or 6 heads are Pairs of Vertical Splitter Heads. The number of Pairs of heads depends on the working width or material to be split. The pairs of heads are gradually stepped in to go deeper and deeper into the split. Saw Blades are stacked 3 to 5 high and are followed by splitter knives to prevent binding. All are followed by Vertical Rolls for through-feeding.

SMARTMAC

- Choice of 3 models
- Maximum working width 15-230mm (With 180mm wide optional)
- Maximum working thickness 10-125mm
- Variable feed speed 6 - 24 m/min



Side Pressure Wheels for Third Spindle

Provides positive feed effect for short and narrow stock.




Universal Spindle

The universal spindle can be operated horizontally, vertically or at any angle in between. Powered universal spindle horizontal elevation provides quick set-ups.

GLUEMAC

- Maximum working width 40-125mm
- Maximum working thickness 50mm
- Variable feed speed 6 - 30 m/min



GRINDERMAC

- Designed for sharpening 4-side moulder cutters
- Grinding capacity for T.C.T. and HSS cutters 12" dia x 12" long
- Adjustable grinding angle



LMC-305GP
PROFILE CUTTER GRINDER




LMC-305GA
AUTOMATIC STRAIGHT KNIFE GRINDER

WOOD CUTTING TOOLS



A tool calibration device can be supplied for the convenient and accurate calibration of each cutterhead, thus ensuring perfect cutterhead running.



Tool Calibration Device

4 SIDE MOULDER



LMC
LEADERMAC

LEADERMAC MACHINERY CO., LTD.

No. 20, Lane 662, Sec I, Sha-Tien Rd., Tadu Hsiang, Taichung Hsien, Taiwan.

TEL: +886-4-2693-7599 FAX: +886-4-2693-7588 / 2693-7589

<http://www.leadermac.com> e-mail: lmccemail@ms24.hinet.net
sales@leadermac.com
info@leadermac.com