




softforming
processing



softforming

processing

CREATIVITY WITHOUT LIMITS


Thanks to the know-how of Stefani, the specialist in Softforming processing, it is easy to imagine new and interesting perspectives for furniture design and doors using complex or innovative materials.



Doors, small doors or drawers can now be produced with higher quality and more resistance to wear and impact thanks to the application of edges with thicknesses up to 2/3 mm.




A more pleasing aesthetic appearance can be obtained on tops, table tops and elements of the cabinet thanks to components supplied with 45° finishing that makes the design incredibly minimalist.



Natural wooden materials and high quality wood can be applied with minimal interaction, in order to provide the timeless look.

FLEXIBLE TECHNOLOGY IN LINE WITH YOUR IDEAS

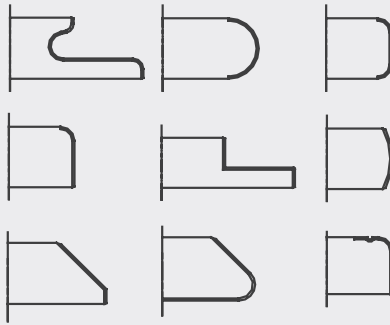
A complete range of specifically developed devices make it simple and easy to achieve what the design and the fashion require on a large scale.



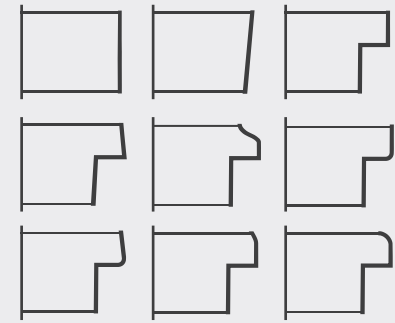
PROFILING

One or more profiling units installed on the machine let you shape the panel in a customized way. Different profiles can be achieved by the same profiling units thanks to the HSK quick-release of tools.

Profiles for small doors, tops, drawers, boxes



Profiles for doors



EDGE APPLICATION



The maximum development of the edge can extend to 100 mm. The applied edge can be melamine, plastic (PVC, PP, ABS), in soft or hard veneer.

Stefani gluing units allow a wide range of applications:

- pressure zones up to 1,5 m: required for the application of edges with a thickness of less than 1 mm
- pressure zones up to 4,5 m: required for the application of edges with a thickness greater than 1 mm.



The pressure zone for the edge is set up depending on the profile to be achieved with air cooled pads or a combination of pads and rollers. The change of the pressure zone can be manual or automatic for up to 4 profiles.

SPECIFIC APPLICATION

TYPE OF EDGE

Melamine
PVC, PP, ABS
Soft or hard veneer

TYPE OF GLUE


EVA, PU

EDGE THICKNESS

Max: 3 mm

MACHINE MODELS

SOLUTION
EVOLUTION ONE
EVOLUTION SSB
EVOLUTION SB





SCM GROUP SPA - Via del lavoro 1/3 - 36016 Thiene (VI) Italia
Tel +39 0445 359511 - www.scmgroup.com



00L0276445H