

4 Side Moulder

ALL NEW **MX SERIES**

CE Certified for maximum safety and dependability.

More Versatile Design!




Providing the ultimate in moulding convenience and productivity, the new HOLYTEK 4 side moulder offers powered infeed table rollers and a hardened chrome-molybdenum table. Centralized lubrication system and anti-kickback fingers ensure safe and smooth operation. Optional end bearing support for horizontal spindle vastly improves performance for fast and heavy cutting operations. This powerful machine upholds HOLYTEK's reputation for high value machinery.

HOLYTEK

NEW MX-6S23 CE


Six Spindle Moulding Machine.

(Available working widths: 230 mm. and 260 mm.)



CENTRALIZED CONTROL PANEL

All machine controls are centralized on the control panel for operation convenience. Symbols on the control panel provide easy understanding of each control switch. Feeding speed by inverter control and easy to see digital readout gauge are optional.



CONVENIENT SPINDLE ADJUSTMENT

All control levers for the spindles are located at the front of the machine for convenient adjustment. Each spindle is provided with a mechanical digital readout, giving accurate adjustment.




POWERED UPPER AND LOWER INFEEED ROLLERS WITH PNEUMATIC CONTROL

The infeed table rollers are powered, providing pneumatic control and individual adjustable pressure gauge for a smooth feeding effect. A limit switch provides protection from oversized stock.



SIDE FRONT PRESSURE PLATE ON LEFT VERTICAL SPINDLE WITH ADJUSTABLE TABLE

Eliminates smoothness problems when feeding short or narrow stock. The pressure plate is easy to adjust. The vertical spindle table can be adjusted to suit different cutter diameters.



ADJUSTABLE SHORT STOCK PRESSURE ROLLER

The pressure roller for short stock can be quickly providing maximum convenience when in cutter or setup.

NEW MX-6S23 CE

Six Spindle Moulding Machine.
(Available working widths: 230 mm. and 260 mm.)

HOLYTEK

NEW 4-SIDE MOULDER

Provides Superior Productivity and Accuracy

This series of CE certified 4 side molder integrates many fine features and comprehensive safety guards. The machines are quality constructed, and offer maximum dependability for years of operation.




▲ Picture shown is 6-spindle model.




UPPER AND LOWER INFEED WITH PNEUMATIC CONTROL
Rollers are powered, providing pneumatic control and a pressure gauge for a smooth feeding effect. A limit switch prevents feeding from oversized stock.




SIDE FRONT PRESSURE PLATE ON LEFT VERTICAL SPINDLE WITH ADJUSTABLE TABLE
Eliminates smoothness problems when feeding short or narrow stock. The pressure plate is easy to adjust. The vertical spindle table can be adjusted to suit different cutter diameters.



ADJUSTABLE SHORT STOCK PRESSURE ROLLER
The pressure roller for short stock can be quickly raised, providing maximum convenience when in cutter changing or setup.




VERTICAL SPINDLE ADJUSTMENT UP TO 80mm
It allows the fitting of different tools on the vertical spindle, eliminating troublesome cutter change. Multiple cutting operations can be performed from a single spindle configuration.



CENTRALIZED LUBRICATION
The spindles are lubricated by the centralized lubrication system for convenience.




INDIVIDUAL ADJUSTABLE PNEUMATIC PRESSURE GAUGES FOR POWERED FEEDING ROLLERS



SEPERATED MOTOR AND SPINDLE

Separate mounting of motor and spindle eliminates spindle vibration. Fitted with a high speed belt for power transmission, this configuration enables a smooth moulding effect and close tolerance result while in heavy cutting.




HYDRAULIC END BEARING SUPPORT FOR HORIZONTAL SPINDLE (OPTIONAL)

The specially designed horizontal spindle support effectively eliminates cutterhead chattering during heavy and fast cutting operations. Change of cutterhead is convenient.


FRONT AND REAR PRESSURE PLATE

The front pressure plate features 'draw-back' performance, which fully prevents damage to the cutters caused by too high workpieces. The rear pressure plate provides extremely uniform holding pressure for outstanding parallelism accuracy of machining.




ANTI-KICKBACK FINGERS (CE)

The anti-kickback fingers provided at the infeed end ensure safety for ripping works.



ELECTRONIC MOTORIZED ADJUSTMENT (OPTIONAL)

With digital readout and setting up size of spindle. also, 24 sets of memory program and computer control systems as optional.



SPINDLE ARRANGEMENT AND FEED ROLLER CHARACTERISTICS

 Bottom spindle

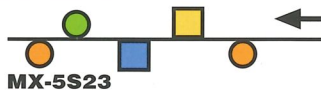
 Upper spindle

 Right vertical spindle

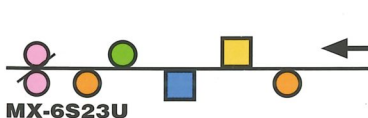
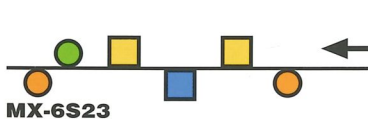
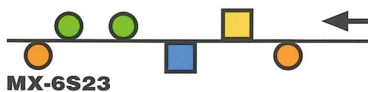
 Left vertical spindle

 Universal spindle

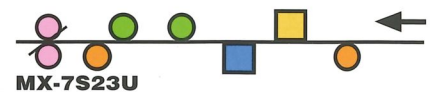
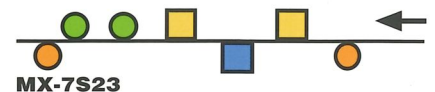
5 Spindle



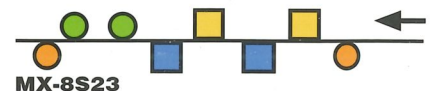
6 Spindle



7 Spindle



8 Spindle



We offer single source responsibility for various types of 4 side moulders.

All of our products are supremely accurate and dependable, and **HOLYTEK** moulders offer top rate performance to keep your product quality high and your operation profitable.

SPECIFICATIONS

MODEL	MX-5S23	MX-6S23	MX-7S23	MX-8S23
Planing width	10-230mm	10-230mm	10-230mm	10-230mm
Planing thickness	7-160mm	7-160mm	7-160mm	7-160mm
Spindle motor	7.5HP, 10HP	7.5HP, 10HP	7.5HP, 10HP	7.5HP, 10HP
Feeding motor	5HP	5HP	5HP	7.5HP
Spindle speed	6000RPM	6000RPM	6000RPM	6000RPM
Spindle diameter	40mm	40mm	40mm	40mm
Cutter diameter	100-200mm	100-200mm	100-200mm	100-200mm
Diameter of gang rip saw	230mm	230mm	230mm	230mm
Feeding speed	6-30m/min	6-30m/min	6-30m/min	6-30m/min
Feed roll diameter	140mm	140mm	140mm	140mm
Feed roll width	2 x 50mm	2 x 50mm	2 x 50mm	2 x 50mm
Adjustment of vertical spindle	80mm	80mm	80mm	80mm
Adjustment of horizontal spindle	40mm	40mm	40mm	40mm
Table adjustment	12mm	12mm	12mm	12mm
Table length	1800mm	1800mm	1800mm	1800mm
Min length of cut	230mm	230mm	230mm	230mm
Machine dimensions (L x W x H)	3360 x 1760 x 1760	4250 x 1760 x 1760	4600 x 1760 x 1760	4950 x 1760 x 1760
Packing dimensions (L x W x H)	3800 x 1900 x 2000	4400 x 1900 x 2000	4750 x 1900 x 2000	5200 x 1900 x 2000
Net weight	3600kgs	4100kgs	4500kgs	5000kgs
Gross weight	4100kgs	4700kgs	5200kgs	5800kgs

* Specifications and design characteristics are subject to change without prior notice.

OPTIONAL EQUIPMENT:

- Auto. hopper feeding system
- Electronic digital readout controller
- Groove guide table
- 50mm spindle diameter
- Spindle speed up to 8000RPM
- Hydraulic end bearing support for horizontal spindle.
- Feed speed by "Inverter" control.
- 260 mm. working width.
- Universal spindle.

HOLYTEK

HOLYTEK INDUSTRIAL CORP.

9F-I, NO. 400, SEC. 1, CHANG PING RD., TAICHUNG, TAIWAN, R.O.C.

TEL: 886-4-2245-2818 (REP.) FAX: 886-4-2243-6928

E-mail: holytek@ms13.hinet.net

<http://www.holytek.com.tw>