

Assembly tables WTZ / WTV



Assembly tables

PRACTIVE Optimat


VarioTec WTV 100 self build kit



What is VarioTec?

VarioTec is the ideal self build kit solution for your assembly tables. Weinmann provides the technology, you build the table. This is a top-quality, user-friendly system. Using the installation instructions as reference, you build the table base frame from either OSB or chipboard panels and laminated timber. Weinmann provides the C-PowerTec clamping beams, the precision angular stop system and the pneumatic equipment. This self build kit solution offers you the luxury of a professional assembly table without breaking the bank. For further information, see page 12.

Timber frame construction of the highest quality



WTZ 100 assembly table



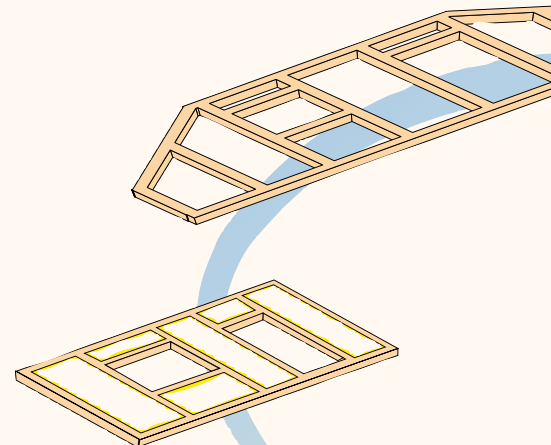
Insert table, tilt table, gable bench, roof and ceiling table - universal application without add-on-parts or complex retrofitting thanks to ultra-modern pneumatically controlled clamping devices in combination with fixing pins.

The quality of the Weinmann assembly table guarantees high dimensional and angular accuracy. For further information, see page 4 onwards.


Butterfly turning table WTZ 110 / WTW 110 N WTZ 120 / WTZ 120 N



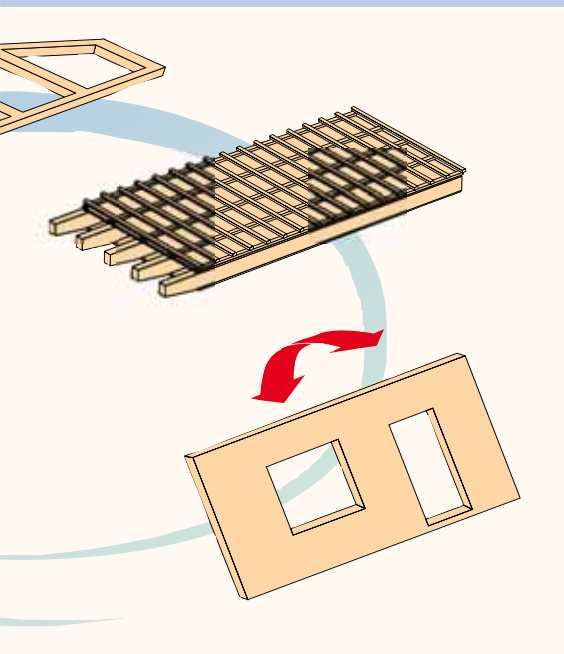
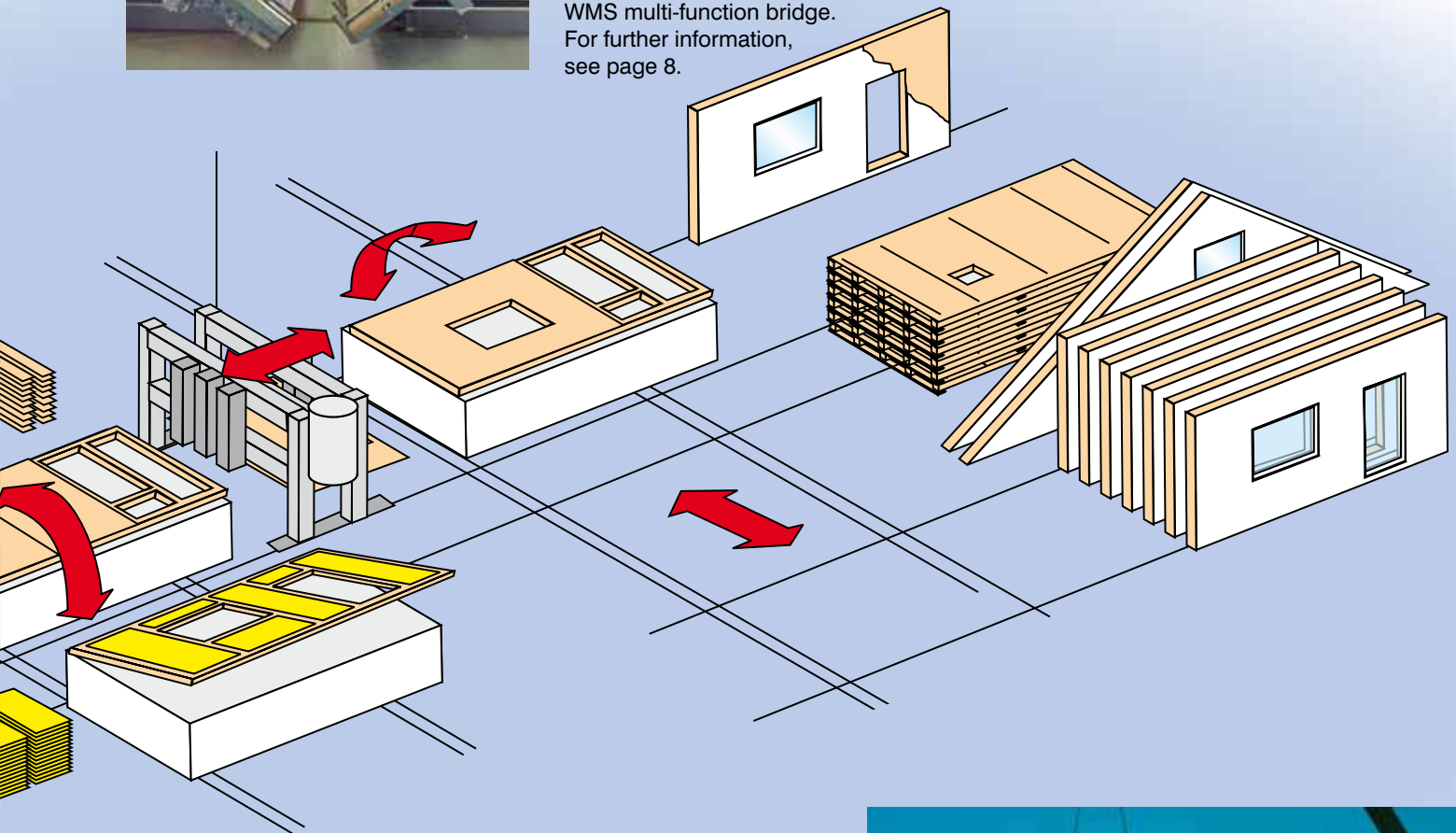
The assembly table (feeder table) can be expanded into a butterfly turning table by extending it with a second table (receiving table). The automatic turn over operation makes it easier to handle panels. The production of closed panels with a defined production sequence leads to an increase in productivity. For further information, see page 10.



Butterfly turning table WTZ 150 / WTZ 150 N



Individual tables can be configured according to customer specification; almost everything is possible: for example two tables side-by-side combined with two crosswise drives, or two tables positioned one behind the other lengthwise, each combined with a lengthwise drive and a crosswise drive. The table is set up to be combined with a WMS multi-function bridge. For further information, see page 8.



Exemplary quality that sets new standards in flexibility and space optimization

Wall and gable production



The quality of the Weinmann assembly table guarantees high dimensional and angular accuracy - an essential requirement for economically efficient prefabrication and for reducing labor costs on the construction site.

Growth with quality:

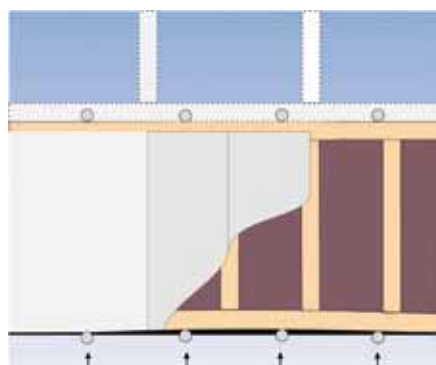
The assembly table grows with your business. You start small with VarioTec, the quality table with a self-built base frame of either OSB or chipboard panels and laminated timber. The system can be conveniently expanded into a tilt table by using C-PowerTec clamping beams.

This guarantees investment security and quality for your business. You can use C-PowerTec clamping beams for your tilt table for years to come, thus saving yourself the cost of upgrade investments.

High quality provides security

The C-PowerTec clamping beam ties plate and beam firmly together in production, eliminating any space between them. This prevents any subsequent subsidence of the timber frame construction due to residual space between plate and beam.

A further advantage of single clamping is that it allows frontal processing at the plates (e.g. nailing, screwing and drilling).



Flexibility

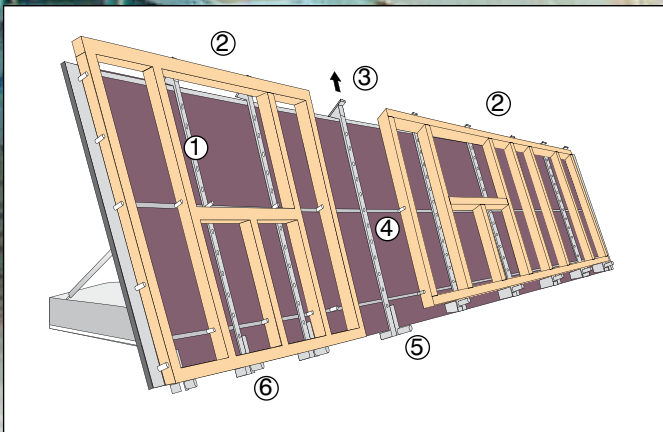
The easily extractable stops enable wall heights of up to 3800 mm without any problem. A support and an adjustable pull-out ensure a perfectly horizontal position.

X-stop

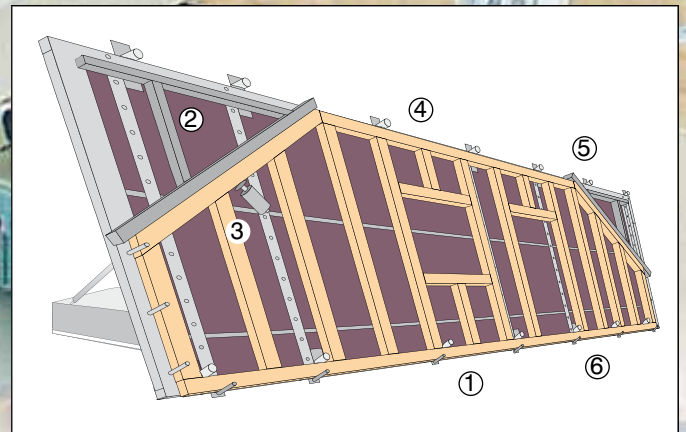
A precision adjustment stop for exact positioning of the right angle. Essential for faultless production and perfect-fitting assembly on the construction site.

The Weinmann assembly table has a wide range of applications:

- Assembly of timber frame walls
- Assembly of roof and ceiling panels
- Assembly of post and beam construction
- Use as beam/joists clamp



- ① 2 separate clamping areas for simultaneous work on different panels
- ② Extractable stop up to clamping range of 3.80 m
- ③ Halfen rails for positioning additional cylinders and stops (optional)
- ④ Pneumatic clamping bolts allow front-side nailing (hydraulic clamping optional)
- ⑤ Clamping rollers for easy transport of panels
- ⑥ Hydraulic tilting up to max. 92°



- ① Insert bottom plate and clamp towards the outside; the beam is thus perfectly aligned, ensuring correctly angled gable panels
- ② Insert angle stop at parapet height and set roof slope by means of scale (optional)
- ③ Clamp the angled plate towards the outside using a universal clamp (optional)
- ④ Roof and ceiling clamp presses the top plate towards the inside (up to height of 2.50 m) (optional)
- ⑤ Insert second angled stop (optional)
- ⑥ Panel is clamped ready to be nailed

Roof and ceiling production



The assembly table shows its strengths when switching quickly between wall, roof and ceiling panels: it only takes a couple of seconds to convert to a different type of panel thanks to the easily removable clamping bolts. Lowerable notch stops align roof beams lengthwise, and even elongated roofs can easily be produced in this way. The main clamp serves as the zero edge; variable stops with clamping devices ensure that the beams are in the correct crosswise positions.



Quality and value for money

Powerful production and high-quality processing mean that builders will be queuing up to work with you.



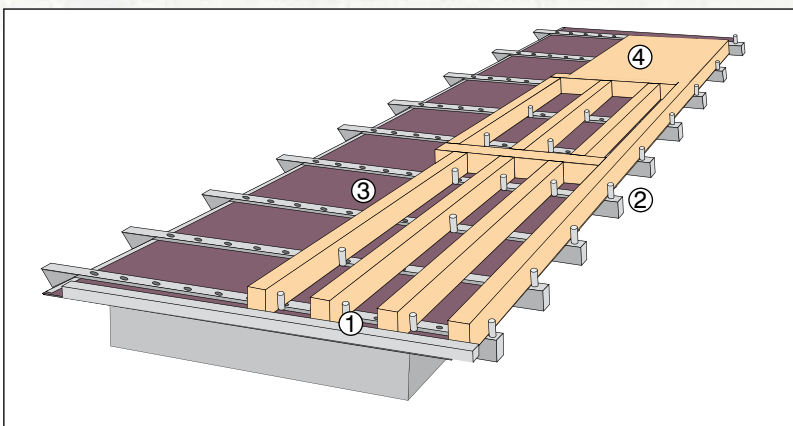
Wall magazine

Wall magazine with window installation — everything in its place

An intermediate or order-picking magazine for wall and gable panels. For order picking, applying exterior plaster, installing windows and doors or for other operations.



- ① Set and lock the roof/ceiling clamping unit to the beam distance using the scale. It is best to clamp the beams at 3 different points (optional).
- ② Use the C-PowerTec clamping beam to clamp the first beam to the zero edge.
- ③ Place the remaining beams in position and clamp them using the pneumatic roof/ceiling clamping unit. Each beam can be clamped individually.
- ④ Place the boarding or beam shuttering in position.



Butterfly turning table

Feeder tables WTZ 100 / 110 / 120 / 150

Butterfly turning table

The assembly table (feeder table) can be expanded into a butterfly turning table by extending it with a second table (receiving table). The automatic turning operation makes it easier to handle panels. The production of closed panels with a defined production sequence leads to an increase in productivity.



All-around quality

Reliable, robust pivot bearings are just one example of how long-life technical solutions extend right down to the detail.



Turning operation



Feeder table

Assembly table with planking for transferring a wall panel during the turning operation. On this table the panel work is placed in position, clamped and nailed, before the planking is applied and fixed in place.

Receiving tables WTZ 120N / 150N / WTW 110N

Extendable and future-safe

The modular construction allows our systems to be extended, automated and adapted to meet growing capacities.



Receiving table

Assembly table without planking for receiving a wall panel during the turning operation. On this table the plumbing and wiring are installed and then insulated; finally, the planking is applied and fixed in place. Exposed shuttering etc. can also be assembled here.



Butterfly turning table

Table combinations

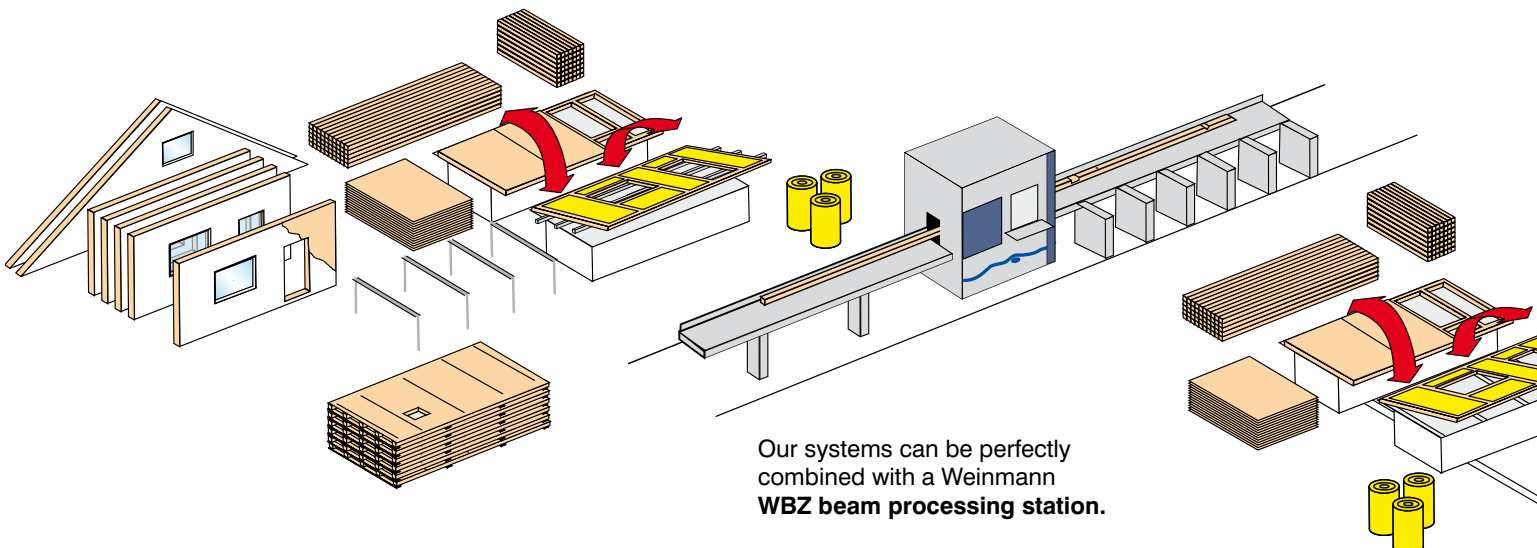


The inexpensive entry-level combination.

Extendable with good cost/benefit.

WTZ 110	↔	WTW 110 N
<p>Features: The inexpensive basic table with tilt function.</p> <p>Advantages: An inexpensive way to start producing panels of the highest quality.</p>		<p>Receiving table with drive and control for automatic turning operation.</p>

WTZ 120	←
<p>Features: Insert table with tilt function and lengthwise drive. Set up to be used with a WMS multi-function bridge.</p> <p>Advantages: Can be extended into a Weinmann compact WMS multi-function bridge, wall magazine, v...</p>	





Benefit ratio.

The PROFILINE version - extendable and versatile.

WTZ 120 N

Receiving table with tilt function and crosswise drive. Full-surface planking and stable execution. Control for automatic turning operation.

production line in combination with a window installation etc.

WTZ 150 ↔ **WTZ 150 N**

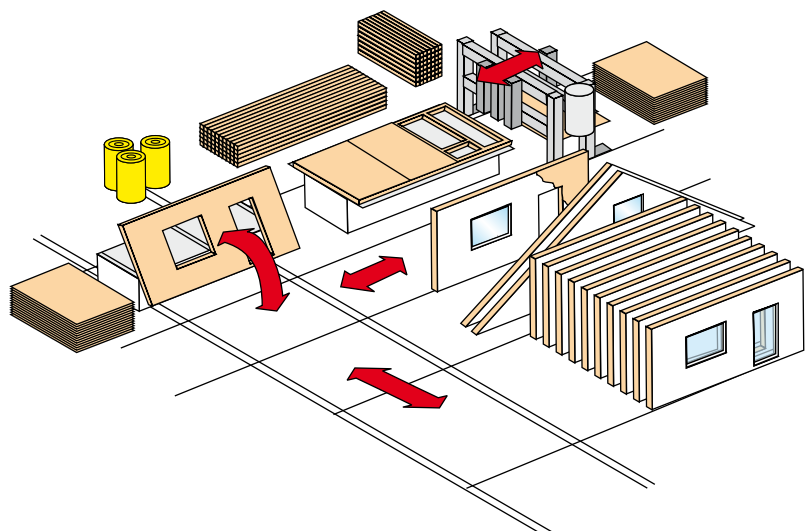
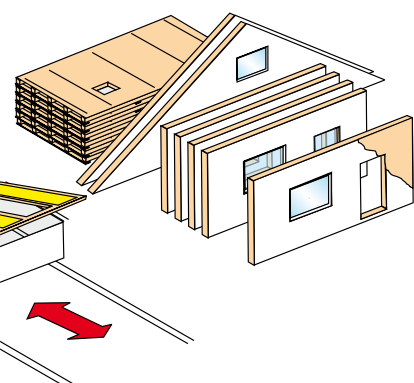
Features:
 Same features as the WTZ 120, but can be extended according to customer requirements.

Same features as the WTZ 120 N, but can be extended according to customer requirements.

Advantages:
 Customers can design their own individual system. Can be extended with a WMS multi-function bridge, wall magazine, window installation etc.

Miraculous space

The unique ability to move the tables flexibly frees up space for optimum material logistics and allows highly efficient, rational production.



The self build kit concept

VarioTec WTV 100

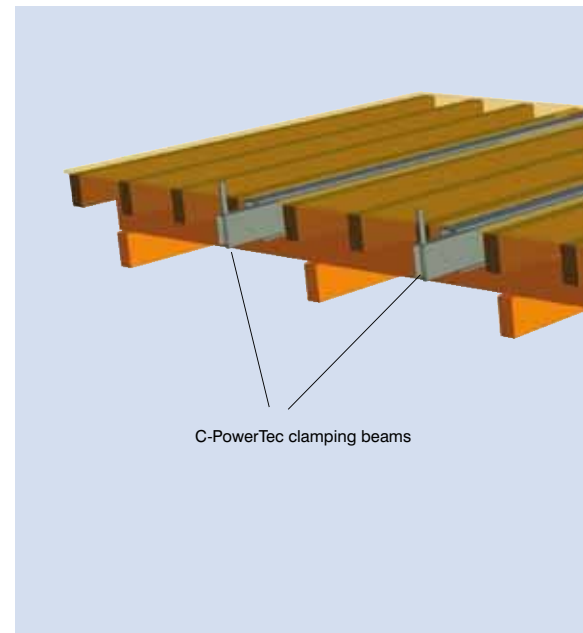
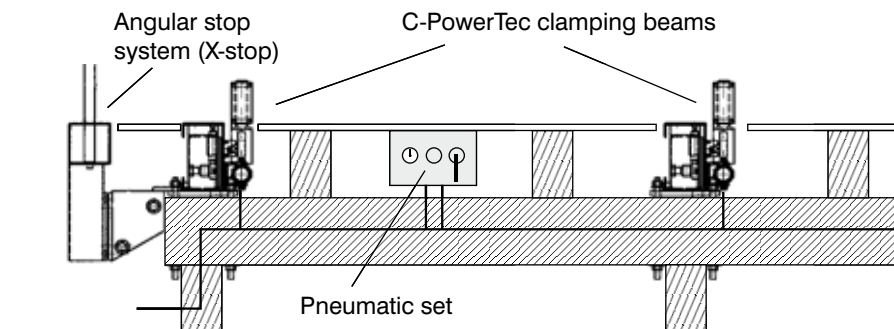
What is VarioTec?

VarioTec is the ideal self build kit solution for your assembly tables. Weinmann provides the technology, you build the table. Weinmann provides the technology, you build the table. This is a top-quality, user-friendly system. Using the installation instructions as reference, you build the table base frame from OSB panels and laminated timber. Weinmann provides the powerful C-PowerTec clamping beams, the precision angular stop system, the pneumatic equipment and the fixtures for connection to the table base frame. Before you know it, you have an amazingly simple, well thought-out assembly system. All that is needed for assembly a timber cross section. This self build kit solution offers you the luxury of a professional assembly table without breaking the bank.


Universally applicable

The Weinmann VarioTec assembly table has a wide range of applications:

- Assembly of timber frame walls
- Assembly of roof and ceiling elements
- Assembly of half-timbered walls
- Use of rafter clamping
- Suitable for use as an additional assembly table in order not to block available tables, e.g. as universal table for gable elements, beam tiers or special panels.



**We deliver the equipment,
you build the table**



Pneumatic set:

This is where the central air supply and the C-PowerTec clamping beams control are located. A pressure reducer allows the correct operating pressure to be set for the individual work cycle of the operation. A nailing or stapling device can also be connected.

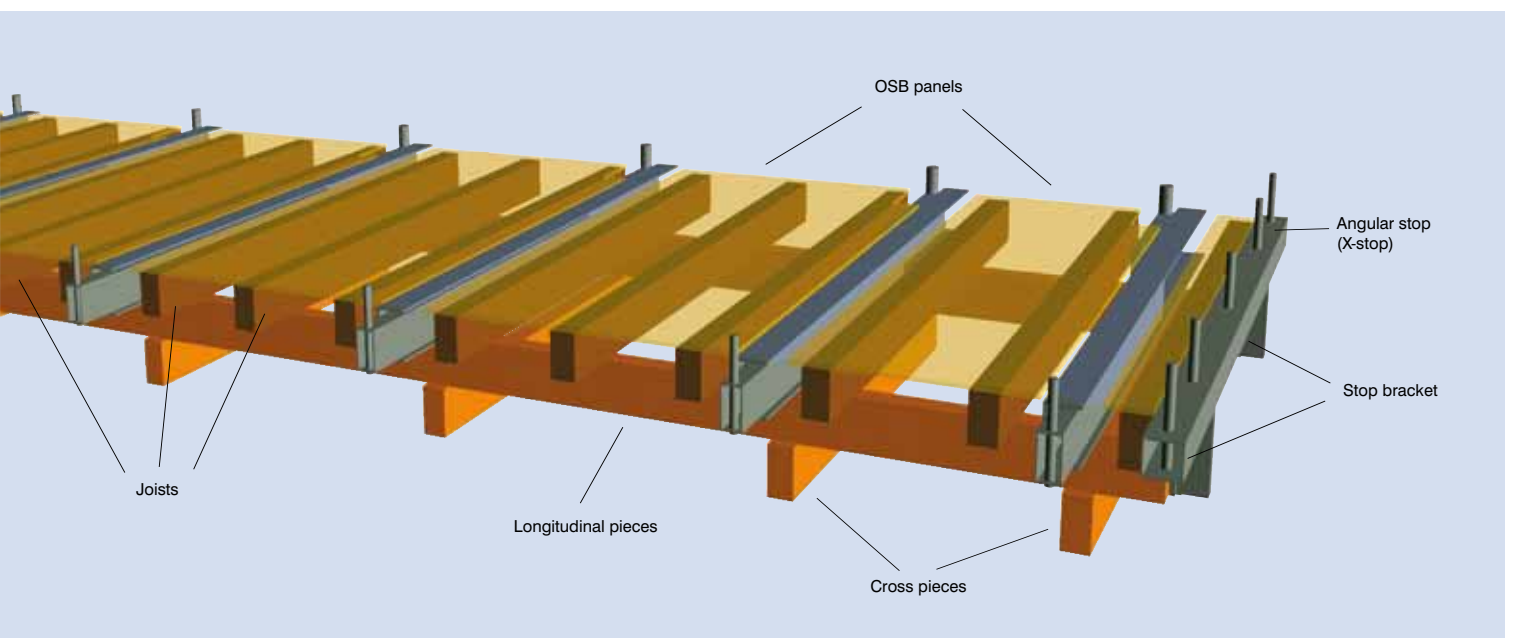


A coordinated supporting programme

It goes without saying that all the functional groups from the VarioTec range, such as stop rails, angular stop systems, roof/ceiling clamping units or universal clamps, are also compatible with the assembly table range.

VarioTec represents long-lasting value

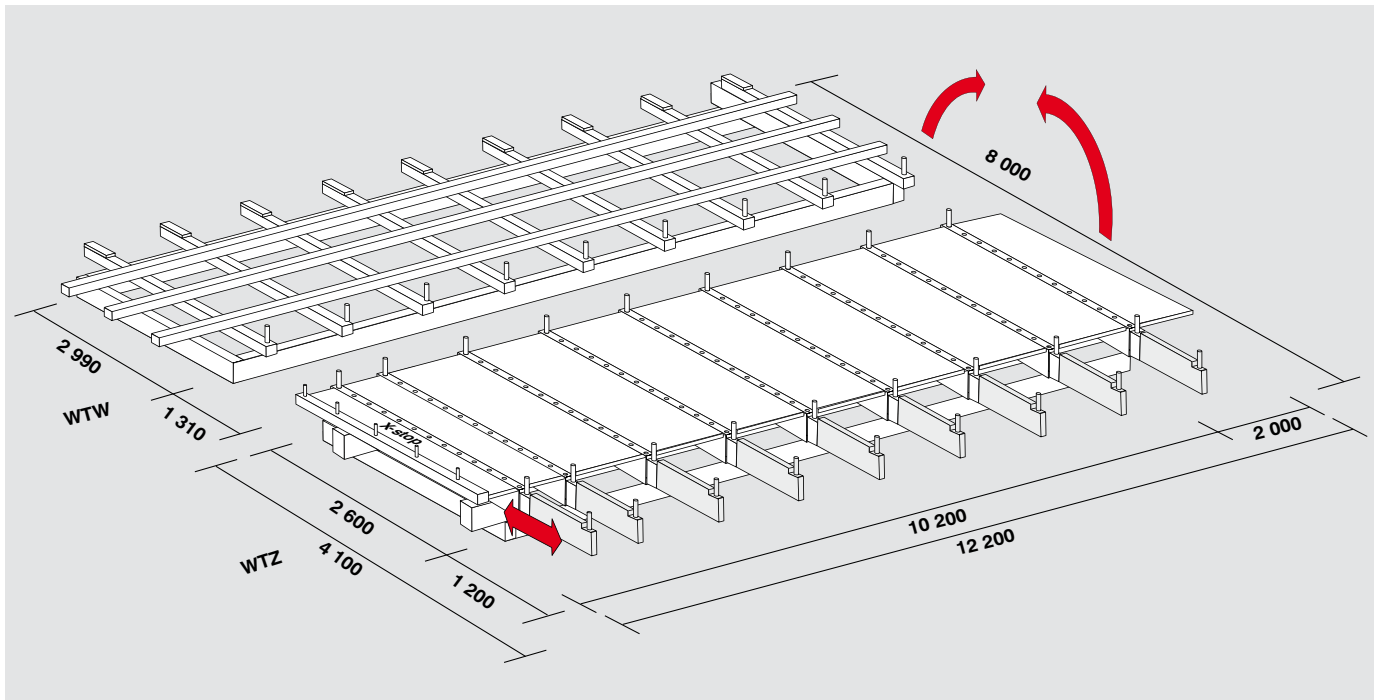
As your business grows, the VarioTec extension table can be easily upgraded to a proper assembly/tilt table without requiring significant new investment. The C-PowerTec clamping beams can of course still be used.




Assembly table WTZ

Technical data

	WTZ 100	WTZ 110/WTZ 120	WTZ 150	WTV 100	WTW 110 N
Table length	6200 / 10200 / 12200 mm	6200 / 10200 / 12200 mm	6500 / 8300 / 10900 / 12100 mm	7000 / 8300 / 10000 / 11800 mm	6500 / 8300 / 12200 mm
Table width (Transport width)	2990 mm	2990 mm	2990 mm	2990 mm	2990 mm
Working height	730 mm	730 mm	730 mm	customized	730 mm
No. of clamping cylinders	5 / 8 / 9 items	5 / 8 / 9 items	6 / 7 / 8 / 9 items	customized	none
Clamping force per cylinder	750 N	750 N	750 N	750 N	none
Transverse stop (X-stop)/item	1	1	1	1	none
Planking	OSB panels	OSB panels	phenolic plywood	customized	none
Clamping range	400 - 3800 mm	400 - 3800 mm	400 - 3800 mm	400 - 3800 mm	none
Planked clamping range	400 - 2640 mm	400 - 2640 mm	400 - 2640 mm	400 - 2640 mm	none
Weight	ca. 5000 / 6000 / 6500 kg	ca. 5000 / 6000 / 6500 kg	ca. 4000 / 4500 / 5000 / 5500 kg	ca. 600 / 700 / 830 / 1000 kg	ca. 3000 / 4500 / 5000 kg
Tilt function (hydraulic)	optional	yes/yes	optional	no	yes
Drive	no	no/lengthwise	optional	no	yes
Possibility of clamping two elements simultaneously	yes	yes	yes	yes	no
Stable steel base frame	yes	yes	yes	no	yes
Quality standards	Din En ISO 9001: 2000 CE mark	Din En ISO 9001: 2000 CE mark	Din En ISO 9001: 2000 CE mark	Din En ISO 9001: 2000 CE mark	Din En ISO 9001: 2000 CE mark
X-stop as continuous tube	optional	optional	optional	optional	no
X-stop with bolts on side 2	optional	optional	optional	optional	no
Stop for gable slopes	optional	optional	optional	optional	no
Roof/ceiling clamps	optional	optional	optional	optional	no
Bolt height	65 - 350 mm	65 - 350 mm	65 - 350 mm	65 - 350 mm	50 - 250 mm
Universal clamp, pneumatic	optional	optional	optional	optional	no
Slope measurement device	no	optional /optional	optional	no	no
Halfen rails	no	no	optional	no	no
Upgrade to hydraulic clamps	no	no	optional	no	no
Additional C-PowerTec tie beams	no	no	optional	optional	no




Options



Universal clamp - versatile and safe

For clamping individual beams or special panels lengthwise or crosswise. A clamping system to meet every need.




Slope measurement - accurate and practical

You can accurately preset the roof slope during dormer prefabrication. This is essential for precise fitting of prefabricated dormers on the construction site.



Gable stop - accurate and quick

For manually setting the angles for gable slopes. Angles of 15 - 45 degrees are possible. (3 - 50 degrees available as an option.)



Roof/ceiling clamping system - productive and proven

For fixing roof and ceiling beams when nailing or planking. Enables beam tiers to be positioned accurately and ensures perfect fitting on the construction site.



WTZ 100 / 110 / 120 / 150 / 2 / E / 05_07 Subject to technical modifications

A company of the Homag Group



Weinmann
Holzbausystemtechnik GmbH
Forchenstraße 50
D-72813 St. Johann-Lonsingen
Phone + 49 (0) 71 22 / 82 94-0
Fax + 49 (0) 71 22 / 82 94-66
E-mail info@weinmann-partner.de
www.weinmann-partner.de