

# Compact PC

**PC controlled edge processing**





# The new IMA "Compact PC" series

## - The easy way of edge banding

### Sophisticated technology for sophisticated applications

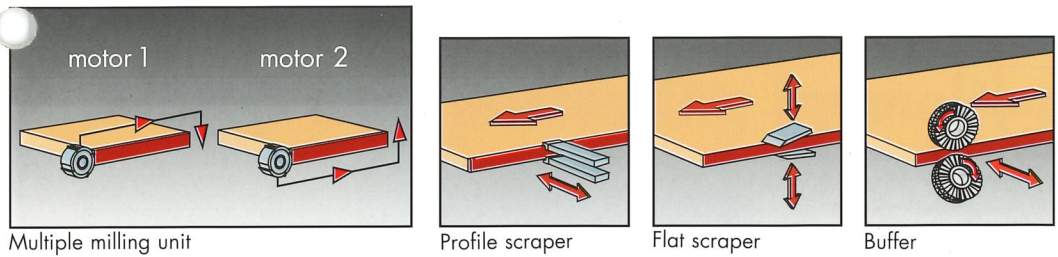
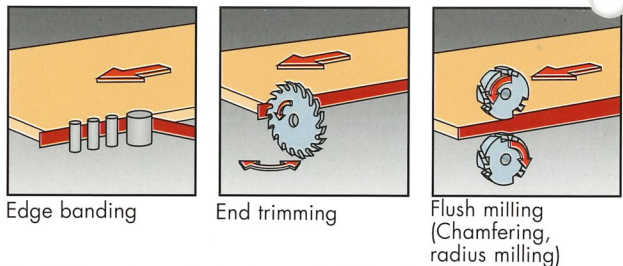
The Compact PC series sets new dimensions for edge processing in the upper range of panel processing and furniture production. There are 3 types of Compact PC machines, i.e. the 4212, 5212 and 6220. These machines are typically equipped with a PC controller offering the user an extremely high user comfort. All machining units needed to produce the desired workpiece will function auto-

matically when they are preselected in the program. This means, set-up times and adjustments are reduced to a minimum. All machining functions can be arranged in any order to form an individual program and saved under individual program numbers. Motorizing the axis adjustment is possible and adds to automation of the production process.



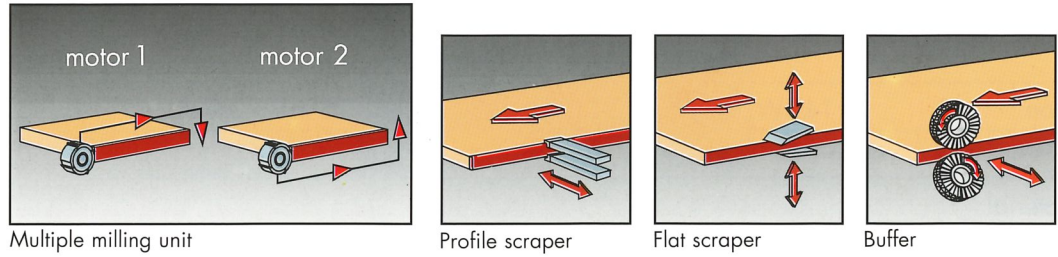
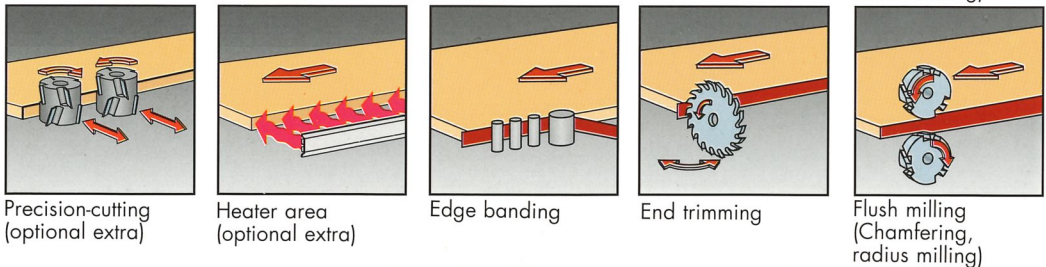
#### Compact PC 4212

Track speed 12 m/min  
Max. edging thickness 12 mm



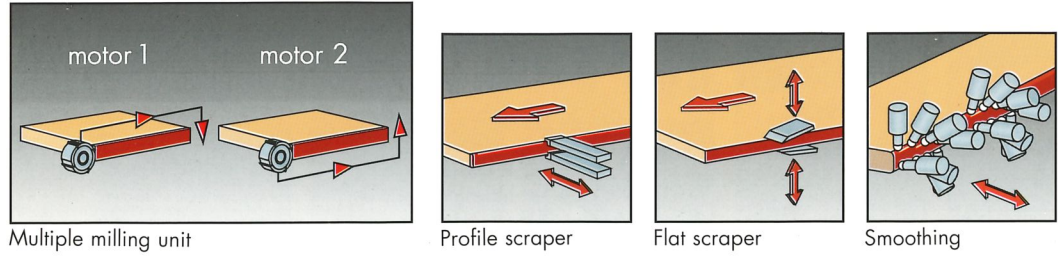
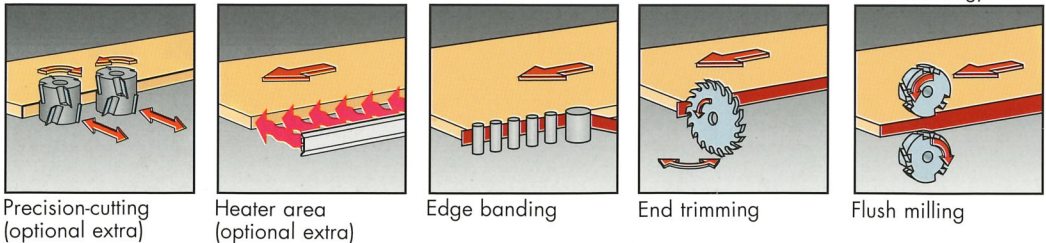
#### Compact PC 5212

Track speed 12 m/min  
Max. edging thickness 12 mm



#### Compact PC 6220


Track speed 8-20 m/min  
Max. edging thickness 20 mm





# Multiple milling unit (M.M.U.)


## Efficient length processing and leading/trailing edge processing



Multiple milling unit  
08.346:  
pneumatically  
controlled, horizontally  
and vertically;  
with 3 fixed stops, axially.  
2 motors, each with 500  
Watts and 18 rpm.

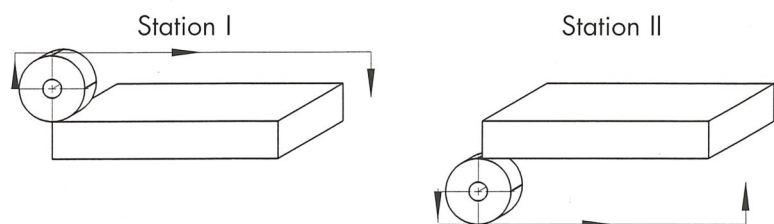
### Advantages of the M.M.U.

- only 2 milling motors (instead of previously 6) for length processing and leading/trailing edge processing, resulting in: low tooling cost, reduced energy requirements, reduced space requirements, short set-up times, low investment cost
- smooth profiles from the contourtrimming units on the longitudinal edge  
→ **Improved quality**
- The longitudinal edge and the leading/trailing edges are processed using the same tool  
→ no adjustment work on the flushmilling and contour trimming units

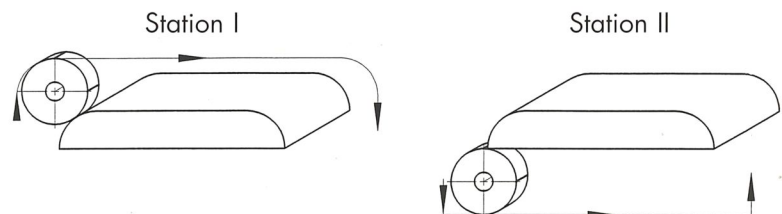


### Principle of operation of the M.M.U.

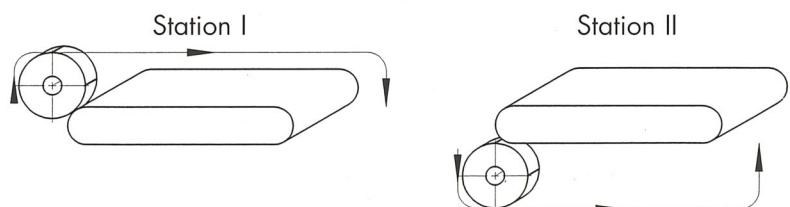
Example:  
**Length edge processing**



Example:  
**Postformed doors**



Example:  
**Softformed elements**

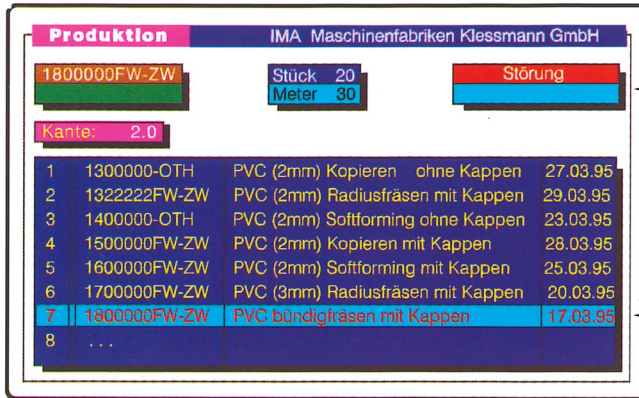




# The man - machine interface

All 3 machines are typically equipped with a program control and line control presenting the following advantages:

- PC compatible controller technology: user-interface and PLC incorporated in a PC
- Industrial computer with a 486 processor and a floppy disk drive
- 200 programs with 19-digit alpha-numeric program number

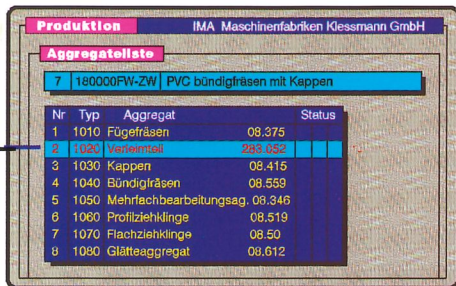


## Operation:

- easy menu operation
- function selection via function keys
- text input possible via external keyboard
- password protected areas
- indication of machine and operating conditions on the screen, e.g. current program, quantity, and faults

## Production:

- Program selection from a list and start, e.g. **PVC flush-milling/end trimming**



## Program creation:

- Unit selection from a list (1st step)  
e.g. **gluing unit**

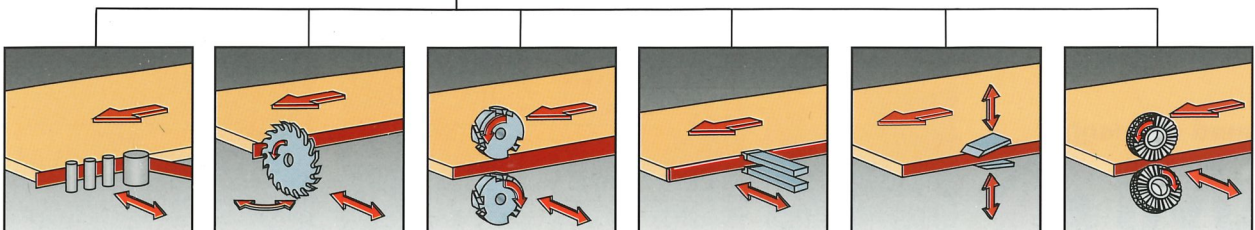


- Unit data input/saving (2nd step)  
e.g. **triggering the end trimming knife on the panel trailing edge (H = 15 mm edging overhang from the panel)**


# Set-up free processing by multi-axis control




The PC series offers the user the possibility to fully automate unit positioning so as to set the units automatically to various edging materials (no manual adjustments, readjustments), as an optional extra.



# Professionalism also in detail



The smoothing unit is used to fine-finish PVC and, especially, ABS and PP edgings. This unit smooths and solidifies the milled radius surface. Cutter marks are removed using the profile scraper at a radius of 2 to 4 mm.



The radius scraper is equipped with a quick change system. For example, this allows for a quick change from a 3 mm to a 2 mm radius thus avoiding large set-up times.

## Technical data Compact PC machines

	PC 4212	PC 5212	PC 6220
<b>Workpiece dimensions</b>			
Minimum width		60 – 80 mm*	
Minimum length		150 mm	
Thickness		10 – 45 mm	
Minimum edging length		400 mm	
<b>Track speed</b>	12 m/min		8 – 20 m/min
<b>Weight net</b>	approx. 2.400 kg	approx. 3.000 kg	approx. 3.600 kg
<b>Supply of services</b>			
Compressed air supply $\varnothing 1/2"$		7–10 bars	
Air consumption	35 l/min	50 l/min	65 l/min
Chip and dust extraction		25 m/s	
Power supply		400 V / 50 Hz	
<b>Power &amp; current consumption</b>	14 kW / 25 A	21.5 kW / 34.5 A	28 kW / 50 A
<b>Noise emission</b>		< 85 dBA	

\*Depends on the edging material

We reserve the right to change the specifications



IMA Maschinenfabriken  
Klessmann GmbH  
D-32292 Lübbecke, Postfach 1246  
D-32312 Lübbecke, Industriestraße 3  
Phone 05741 / 331-0  
Fax 05741 / 4201