



J J T  
CLAMPS  
J J T

**Custom Shop  
Clamping Systems**

# Cabinet Shop Essentials



## The JLT Door Clamp

- 26" x 62" Maximum Capacity
- 2 Second Squaring Of Stile And Rail Cabinet Doors
- Includes (2) Vertical And (1) Horizontal Pneumatic Clamps
- Precise Accurate Squaring Guaranteed
- Includes Level Valve For Pneumatic Operation And Pressure Regulator
- 100+ Doors A Day


## The JLT Panel Clamp

- Best Value - Our Most Popular Panel Clamp Model
- Designed For The Custom Shop
- (5) Total Gluing Levels
- Includes (18) 40" Opening Taylor Clamps (Minimum Clamp Opening 8")
- Vertical Clamp Hanger Feature
- Ask about our Rocker Plate Adapters for Clamping Up To 6" Thick Stock




## The JLT Drawer Clamp

- 10" x 24" x 37" Maximum Capacity
- Pneumatic Foot Pedal Operation
- Dual Fast Acting Horizontal Pneumatic Clamps With 2" Stroke
- Newly Designed Aluminum Side Plates Provide A Solid, Flat Clamping Surface
- Quick Adjusting Roller Carriage Eliminates Set-Up For Faster Changeovers
- Complete 3 Year Warranty
- Machine Footprint 70"L x 60"H x 32"W



# Space Saving Designs



## JLT Buddy System

- JLT Panel Clamp and Door Clamp Combined
- Designed For The Custom Shop With Limited Space
- Ships Already Set Up For A Quick and Easy Installation
- Available In 8' and 12' Sizes
- 97" L x 70" H x 64" W Footprint

## JLT Mini Pod Press

- Heavy Duty Vertical Clamping Press for the Custom Shop
- Option of (1) Section, (2) Section or (3) Section Models
- Heavy Duty Upper and Lower Steel Platens
- Single Lever Valve Pneumatic Operation With Dial Regulator Pressure Controls
- 30 Ton Maximum Clamping Pressure at 120PSI
- Lower Platen Is Easily Adjustable With Manual Jacking System



# Miter Door Clamps

## Model #79K-6-M



- Quick Precise Squaring Of Any Type Of Miter Cabinet Door. In Addition Successfully Clamp And Square Stile And Rail Doors
- Pneumatic Dial Controls Are Simple And Easy To Use
- Includes (2) Horizontal And (2) Vertical Pneumatic Clamps
- 26" X 62" Capacity


*“The Only Successful Miter Door Clamp in the Industry”*

## Model #79K-8-M

- Large Capacity Miter Door Clamp
- 38" X 97" Capacity
- Perfect For The Custom Shop - Produce Miter And Stile And Rail Cabinet Doors On One Single Machine
- Featuring JLT Dial Control System For A Successful, Precise Squaring Operation



# Large Capacity Door Clamps



**Model #79K-8-DDC**



**Model #79K-8-TDC**

- JLT Double And Triple Door Clamps
- Large Capacity And Versatile For A Wide Variety Of Stile And Rail Cabinet Door Sizes
- Single Lever Valve Air Activation
- Produce Up To 225+ Doors A Day



**Model #79K-10**

- JLT Entry Door Clamp
- Includes (4) Pneumatic Vertical Clamps & (2) Pneumatic Horizontal Clamps
- Maximum Capacity 48" X 120"
- Versatile Two Way Clamping Pressure Providing Accurate Squaring

# Multi Level Panel Clamps

## 12' Panel Clamp



- Includes (30) 40" Opening Taylor Clamps
- (5) Total Gluing Levels
- Vertical Clamp Hanger Feature
- Edge Glue Hundreds Of Woodworking Components
- Clamps Are Hand Tightened With Heavy Duty "T" Handles

## 16' Panel Clamp



- 16'L x 52"W x 70"H Footprint
- For Railings, Long Posts and Face Gluing Solid Wood Components Up To 6" Thick
- Includes (30) 40" Opening Taylor Clamps
- Includes (72) Rocker Adapter Plates

## Rocker Plate Adapters

These plates are designed to affix the front and rear jaw plate on the Taylor Clamp and raise the overall height of the jaw to 6". Eliminates the need to put clamps on top. Engineered to pivot on the clamp, which provides equal clamping pressure throughout the wood component for a stronger, higher quality glue joint. Creates an easier simpler way to glue up thick stock components.



# Large Capacity Drawer Clamp

## #190C Drawer Clamp

- Large 12" x 48" x 48" Capacity
- Includes (4) Heavy Duty Horizontal Clamps
- Pneumatically Operated Foot Pedal Activation
- Side Mounted Pressure Hold Kit With Lever Valve Activation
- Shipped Pre-Assembled
- 70"L x 86"H x 32"W Footprint



*Custom Shop Clamping System For Upper Boxes, Dovetail Drawers & Case Goods*



# Face Frame Machines




## Model #78G-5-12

- Convenient Upright Design
- Heavy Duty Tubular Steel Construction
- Innovative Vertical Pressure Arm Has Easy Adjusting Pressure Cylinders With Individual Pneumatic Activation
- 5' x 12' Maximum Capacity
- Total 1" Thick Clamping Surface Featuring A High Quality UHMW Top Layer For A Flat, Sturdy And Easy To Clean Surface

*Also Available, The JLT 5' x 8'  
Face Frame Machine*

## Model #78G-5-8

- Maximum Capacity 5' x 8'
- Offers The Same Great Features As The Larger Model Above
- Includes (1) Vertical Pressure Arm With (5) Individually Activated Pressure Cylinders





# Glue Application

## #150B Redi-Spreader



- Valuable Addition To The JLT 6', 8' and 12' Panel Clamp For The Custom Woodworking Shop
- 6" x 27" Grid Capacity
- Specially Designed Aluminum Perforated Grid
- Convenient Space Saving Design With Manual Foot Pedal Operation

## #160B Stile Spreader

- Great Accessory For All JLT Door Clamps
- Manual Foot Pedal Operation
- Includes (2) Pre Cut Profiles Already Installed On Mounting Bracket
- Glue Up Cabinet Doors Faster With No Mess



## #138B Plate Spreader



- Provides Accurate And Efficient Glue Spread
- Quickly Apply Glue To Multiple Boards
- 8" x 48" Aluminum Grid Capacity
- Boards Over 48" Can Be Dipped Twice
- Includes Aluminum Cover For Glue Container

## #171B Roller Spreader

- Stainless Steel "Doctor Roll" For Adjustable Glue Spread
- 13" Removable Glue Roll
- 110 Volt Motor With Safety Slip Clutch
- Stainless Steel Container With Cover For Overnight Storage



# Accessories



## Pneumatic Panel Flattener

- Complete Air System and Docking Attachment
- 40" Reach
- Pneumatically Clamp Up To 2-1/2" Thick Material



## Manual Panel Flattener

- Manually Clamp Material
- 18" Reach
- Easy To Use Vice Grip Handle
- Great Accessory for JLT Panel Clamp



## Rocker Plate Adapters

- Designed to affix the front and rear jaw plate on the Taylor Clamp
- Raise the overall height of the jaw to 6"
- Creates an easier simpler way to glue up thick stock components.

# *Why Choose JLT Clamps?*

- *Standard Machines In Stock*
- *Custom Machines In Four Weeks*
- *Highly Competitive Pricing*
- *Three Distribution Centers*
- *Save Space In Your Busy Shop*
- *Save Time That Would Have Been Used Performing Tasks Manually*
- *Invest In A Machine That Is Built To Last*
- *Invest In A Company With 100+ Years of Experience In The Industry*
- *Excellent Customer Service For All Of Your JLT Needs*
- *Manufactured In The United States*




# Cameron AUTOMATION



Rip Optimization for the Custom Shop



Push Feed Chop Systems



Taylor Door Pros



Taylor Clamp Carriers

## James L. Taylor Mfg. Co.

130 Salt Point Turnpike • Poughkeepsie, NY 12603  
845.452.3780 Fax: 845.452.0764  
Toll Free 800.952.1320 800.901.8037  
Email: [info@jamestaylor.com](mailto:info@jamestaylor.com)



August, 2016