

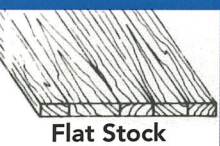
CLAMPING SYSTEMS

FOR
DOORS, DRAWERS & PANELS




JIT
CLAMPS
JIT

**The Leader in
Clamping Systems**




Flat Stock



Lumber Banding



Cabinet Doors



Waste Recovery



Butcher Block




JIT JS

THE ORIGINAL DOOR PRO

Featuring Pneumatic & Manual Models



- No More Pinning
- 5 Stations
- Custom Kitchens or
- High Production
- 1 Second Squaring
- 26" x 62" Capacity




*Powered by heavy duty
electric gearmotor 110 volt
with simple push-button
rotation.*

DOOR CLAMPS


Quick & Easy Changeovers

- 2 vertical EZ Roller Clamps
- 1 adjustable horizontal clamp



1 Lever Operation

- Accurate, Reliable & High Production



The


Miter DOOR PRO

NEW

Offered with 2 Horizontal Clamps
& 2 Vertical Clamps with individual
control valves

NOW AVAILABLE

New Dual Door Pro - "Dial" Miter
Features 4 individual dial in clamp
pressures



Dual feature

- 1 left square for doors
- 1 right square for drawer fronts

website: www.jltclamps.com

SINGLE DOOR CLAMP

The one lever, pneumatically operated Door Clamp


- clamp and square a cabinet door in **1 SECOND**.
- 26" by 62" capacity
- Clamps are easily repositioned for quick change-overs.
- Newly redesigned heavy duty steel frame
- 45° Angle

Ask about our miter single door clamp!




DOUBLE DOOR CLAMP

- Capacity: 38" x 84"
- 2 Horizontal Clamps
- 4 Vertical Clamps
- Removeable Center Bar
- Custom or Production



ENTRY DOOR & WINDOW CLAMP

- Fast pneumatic clamping and squaring
- 6 reliable heavy duty pneumatic diaphragm cylinders
- One lever operation
- 2 cross clamps for rails
- 4 draw clamps for stiles
- 45° angle for easy access
- Adjustable clamp positioning
- 2" deep square
- Capacity: 48" x 120"
- Removable center bar




DRAWER CLAMP

- For dovetail drawers
- Fast pneumatic clamping
- Convenient footvalve operation
- Fast & easy changeovers
- Vertical roller adjustment
- 5 position horizontal clamp
- Capacity 8"x 24"x 36"
- Includes regulator w/gauge



CABINET DOOR & FRAME CLAMP

- Built for high production
- Designed for custom products
- 48" x 72" capacity
- Vertical & horizontal speed & stroke adjustment
- Single or multiple door assembly
- Power setup vertically
- 120 Voltage
- Manual side pressure adjustment
- 2 hand safety operation
- High run production or custom capability



Fast, Precise... Everytime

PANEL CLAMPS

6' PANEL CLAMP

The 6' Panel Clamp is ideal for the space-limited, medium production shop. This dedicated gluing station offers 5 levels for glue-ups. Clamps easily lift out and slide from side to side. The **6' Panel Clamp is offered as a package with 8 clamps** with room for additional production. Choose 32" or 40" opening clamps.

New Panel Clamp Feature
"The Clamp Hanger"



Hang Vertical — Save Space

8' PANEL CLAMP

Our most popular Panel Clamp for cabinet shops, stair and millwork manufacturers, furniture makers and other woodworking professionals. Same features as the 6' Panel Clamp but with more gluing capacity. The **8' Panel Clamp is offered as a package with 18 clamps** with room for more clamps. Choose 32" or 40" opening clamps.

Model #79F-8-PC



12' PANEL CLAMP

Our highest production Panel Clamp. As **a package, the 12' Panel Clamp comes with 30 clamps**. There are 5 gluing levels and space available for approximately 50 clamps. Choose 32" or 40" opening clamps.

Model #79F-12-PC

Larger opening clamps available on request.



THE BUDDY SYSTEM - 2 Clamping Systems in one!

NEED A BETTER CLAMPING SYSTEM?

If You Glue Up Panels & Cabinet Doors And Have Limited Shop Space, JLT Clamps Has The Solution. We've taken our Panel Clamp System and our Door Clamp System and now offer this New Space Saver. The 8' **BUDDY SYSTEM** is 8' long by 5' deep.

**ALL THIS IN
40 SQUARE FEET
OF SHOP SPACE**




**NOW...
3 MODELS TO
CHOOSE FROM!**

SIDE 1 FEATURES

8' OR 12' PANEL CLAMP

with 32" or 40" opening clamps

- 5 gluing levels
- Now with NEW Vertical Clamp Hanger feature
- 8' Panel Clamp with 18 clamps
- 12' Panel Clamp with 30 clamps and room for more



SIDE 2 FEATURES

CABINET DOOR CLAMP

with 26" x 62" capacity on our single station or 38" x 84" on our Double Door

- 1 second squaring
- 70 degree convenient work position
- 1 lever operation with New Speed Control Valve
- Shown with optional holdster




Clamp-One

A HORIZONTAL CLAMPING TABLE

1 or 2 Way Clamping & Squaring

When not in use *Clamp-One* easily converts for Work Bench projects.



The front of the machine accepts a bi-fold table that lifts up
(Table Top not included - Hardware provided)




...and folds flat for table top use.
Available on 3'x5' and 4'x7' models

This Sliding Table Clamp works great for

- Shutters • Tables •
- Face Frames •
- Butcher Block Top •
- Solid Edge Banding •



Clamps are roller mounted for easy 1 or 2 way clamping



Square and Clamp your doors and drawers



Ideal for

Clamping & Squaring
Cabinet Doors
Interior Doors • Entry Doors

3 Models
to Choose
From!

CALL 800-901-8037

www.jltclamps.com



Prices and specs effective January 1, 2004
and subject to change without notice
All Shipments are F.O.B. Browns Summit, NC 27214

From The Leader in Clamping Systems

JLT
CLAMPS
JLT

2949 Lee's Chapel Road
Browns Summit, NC 27214
Tel 800.901.8037
Fax: 336.375.1112

Made In The 