



## Hypermac series

*Leadership Through Performance and Reliability*

**LMG**  
**LEADERMAC**

Quality Features Add More Value to Your Production

### Quality Features Add More Value to Your Production Leadership Through Performance and Reliability



LEADERMAC'S wide variety of 4-side moulders have all the very latest technologies for increased productivity. These heavy duty moulders are designed to provide fast cutting speed and high accuracy. The machines are precision manufactured by our highly skilled technicians - plus Leadermac service, training, and moulding know-how is offered. No matter what your moulding jobs call for, there is a Leadermac 4 side moulder that's right for you.



## Advanced Ideas for Rigorous Moulding Requirements

### FEED SYSTEM

The bottom infeed roller works in conjunction with a limit switch to stop the machine if workpiece is too thick.

### POWERED INFEEED ROLLER

The smooth initial feeding of the stock is achieved by means of the independently powered infeed rollers.

### CENTRALIZED LUBRICATION POINTS

Greasing to all critical parts is conveniently made by the centralized arrangement of lubrication points.

### CONVENIENT SPINDLE ADJUSTMENT

Adjustment of all spindles is easily effected from the front. The adjustment points are all at the same height, for more convenient and faster adjustment.

### SIDE PRESSURE WHEELS FOR 2ND SPINDLE

Provides positive feed effect for short and narrow stock by 3 pneumatic controls.



### HIGH PRECISION SPINDLE

All spindles are precision constructed and specially heat treated to provide maximum cutting stability and permanent accuracy. They are water and dust-proof. Standard spindle speed is 6,000 RPM. 8,000 RPM is optional.

# Thinking Ahead! Staying Ahead! LEADERMAC Hypermac Series

## LEADERMAC Hypermac Series

**A significant Reduction of Machining Time with Greater Profitability**

The Hypermac Series 4-side Moulder from LEADERMAC has been designed to achieve great throughput and increased profits. The Hypermac is compactly constructed with rugged construction that integrates many fine features such as high speed and heavy cutting operations, high accuracy and superior fine finish. With the well-planned programmable control, increased convenience in depth of cut setting can be achieved.



# Speed Up Your Moulding Operations with the Latest Technological Breakthroughs from LEADERMAC

## World Class Moulding Solutions

### OUTSTANDING FEATURES:

- » Faster feed speeds of up to 36 meters a minute are standard.
- » Programmable controller provides convenient depth of cut settings.
- » Adjustment of each spindle can be easily performed using the front adjustment level.
- » Exclusive, separate adjustment of the vertical spindles and the feeding table allows the feeding table to be positioned extremely close to the cutterhead to provide added cutting stability.
- » The full safety enclosure serves as a chip guard and helps to reduce noise.
- » Each spindle is driven by an individual motor for powerful drilling and easy control.
- » Pneumatic pressure of the feed rollers can be easily set to provide an outstanding feeding effect.
- » Table surface is hard-chrome plated for maximum wear resistance.
- » All manually adjusted turning parts are housed in dry bearings for oil-free lubrication.
- » Automatic lubricator is provided to supply oil to the running parts.
- » One-piece, cast iron or steel welding machine frame is specially heat treated for maximum stability and rigidity by standard configuration.
- » Powered elevation of left vertical spindle provides convenient adjustment.



### PROGRAMMABLE CONTROLLER

Width and thickness setting can be easily set using the programmable controller. The desired values for width and thickness can be conveniently pre-set and are displayed on an LED. The speed is inverter controlled, and all electrical components meet CE standards.



### FEED TABLE

The entire feed table is normalization heat treated for maximum stability. Fence adjustment is quickly accomplished by means of a quick-setting lever.



### LIFTABLE AUXILIARY FEED ROLLER

The mechanism provides added smoothness for short workpiece feeding. The auxiliary feed rollers are power driven for effortless feeding effect, and are liftable for convenient cutter change or setup.




### HEAVY DUTY GEARBOX

The feed rollers are driven through a combination of universal shafts and gearbox, ensuring no loss of power transmission. A smooth feeding effect is assured. The heavy duty gearbox has no backlash and provides powerful and accurate feeding performance.



**STRAIGHT JOINTER (OPT.)**

The remote-controlled straight jointers provide accurate operation with high repeatability. They help ensure a long service life and super surface quality. (Opt.)

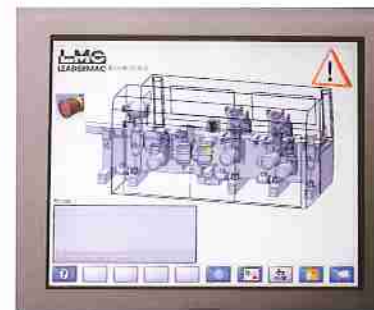


**CLAMPING SYSTEM (OPT.)**

Utilizing housing bearings, the reliable hydro-clamping system ensures consistent quality across the entire workpiece. The unit performs admirably even during high-speed continuous operation. The spindles can be adjusted axially even if the housing bearings are locked.

*Smartset Advanced*  
Control Performance (optional)

- \* Automated Machining
- \* Powerful Functions
- \* Better Cut Quality



**PROGRAMMABLE CONTROLLER**


The width and thickness setting can be easily set using the programmable controller. The desired values for width and thickness can be conveniently pre-set and are displayed on an LED Readout. The feed speed is VFD inverter controlled with LED Readout.



STANDARD EQUIPMENT:	LMC-623	LMC-723	LMC-823	LMC-923	LMC-1023
Working width (at a tool cutting circle of 125mm)	15-230mm(0.6"-9.1")	15-230mm(0.6"-9.1")	15-230mm(0.6"-9.1")	15-230mm(0.6"-9.1")	15-230mm(0.6"-9.1")
Working height (at a tool cutting circle of 125mm)	10-150mm(0.4"-6")	10-150mm(0.4"-6")	10-150mm(0.4"-6")	10-150mm(0.4"-6")	10-150mm(0.4"-6")
Number of spindles, min-max	6	7	8	9	10
Motor capacity per spindle	11 KW / 15HP	11 KW / 15HP	11 KW / 15HP	11 KW / 15HP	11 KW / 15HP
Spindle speed	6000 RPM	6000 RPM	6000 RPM	6000 RPM	6000 RPM
Spindle diameter	40mm(1.6")	40mm(1.6")	40mm(1.6")	40mm(1.6")	40mm(1.6")
Tool cutting circle, first bottom spindle, min-max	125-180mm(4.9"-7.1")	125-180mm(4.9"-7.1")	125-180mm(4.9"-7.1")	125-180mm(4.9"-7.1")	125-180mm(4.9"-7.1")
Tool cutting circle, vertical spindles, left, min-max	125-232mm(4.9"-9.1")	125-232mm(4.9"-9.1")	125-232mm(4.9"-9.1")	125-232mm(4.9"-9.1")	125-232mm(4.9"-9.1")
Tool cutting circle, vertical spindles, right, min-max	125-232mm(4.9"-9.1")	125-232mm(4.9"-9.1")	125-232mm(4.9"-9.1")	125-232mm(4.9"-9.1")	125-232mm(4.9"-9.1")
Tool cutting circle, horizontal spindles, top, min-max	125-225mm(4.9"-8.8")	125-225mm(4.9"-8.8")	125-225mm(4.9"-8.8")	125-225mm(4.9"-8.8")	125-225mm(4.9"-8.8")
Tool cutting circle, horizontal spindles, bottom, min-max	125-225mm(4.9"-8.8")	125-225mm(4.9"-8.8")	125-225mm(4.9"-8.8")	125-225mm(4.9"-8.8")	125-225mm(4.9"-8.8")
Feed motor	5.6kw / 7.5HP	7.5kw / 10HP	7.5kw / 10HP	7.5kw / 10HP	7.5kw / 10HP
Feed speed, infinitely variable by frequency driven motor	6-36 m/min(19.5-117 fpm)	6-36 m/min(19.5-117 fpm)	6-36 m/min(19.5-117 fpm)	6-36 m/min(19.5-117 fpm)	6-36 m/min(19.5-117 fpm)
Feed roller diameter	140mm(5.5")	140mm(5.5")	140mm(5.5")	140mm(5.5")	140mm(5.5")
Feed roller width	2 x 50mm(2 x 2")	2 x 50mm(2 x 2")	2 x 50mm(2 x 2")	2 x 50mm(2 x 2")	2 x 50mm(2 x 2")
Pneumatic pressure for feed rollers, max	6 bar (87psi)	6 bar (87psi)	6 bar (87psi)	6 bar (87psi)	6 bar (87psi)
Adjustment range for infeed table and edge-jointing fence	10mm(4")	10mm(4")	10mm(4")	10mm(4")	10mm(4")
Adjustment range of vertical spindles (axial)	80mm(3.15")	80mm(3.15")	80mm(3.15")	80mm(3.15")	80mm(3.15")
Adjustment range of horizontal spindles (axial)	40mm(1.57")	40mm(1.57")	40mm(1.57")	40mm(1.57")	40mm(1.57")
Length of the straightening table	2m(78.7")	2m(78.7")	2m(78.7")	2m(78.7")	2m(78.7")
Diameter of dust hood for vertical spindle	Ø150mm(5.9")	Ø150mm(5.9")	Ø150mm(5.9")	Ø150mm(5.9")	Ø150mm(5.9")
Diameter of dust hood for horizontal spindle	Ø150mm(5.9")	Ø150mm(5.9")	Ø150mm(5.9")	Ø150mm(5.9")	Ø150mm(5.9")
Mechanical digital readouts for the pressure shoes & hold-down unit	○	○	○	○	○
Full sound and safety enclosure	○	○	○	○	○
Motorized vertical adjustment of feed	○	○	○	○	○
Lateral pressure roller opposite first right spindle	○	○	○	○	○
Chainless cardan feed system	○	○	○	○	○
Universal spindle, tool cutting circle min 100mm, max 200mm	○	○	○	○	○
Program system provides faster setting.	○	○	○	○	○

○ Standard

OPTIONAL EQUIPMENT:	
Groove guide for short, twisted and untrimmed material	Increased horsepower
Smartset advanced control system	Moulding width up to 260 mm is available
Setting and measuring devices	CE specifications
Increased R.P.M. - up to 8,000	Increased motor horsepower available.

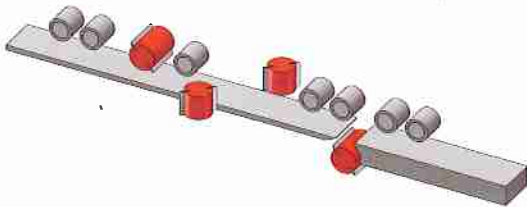


# A Wide Range of Spindle Configurations

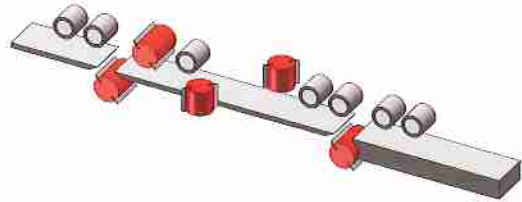
(Other configurations available on request)



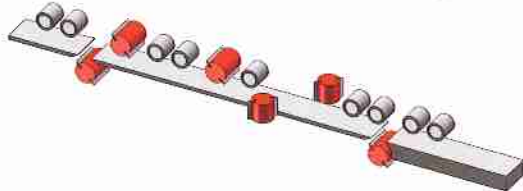
LMC-423  
4-SPINDLE



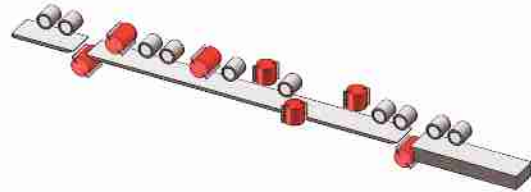
LMC-523  
5-SPINDLE



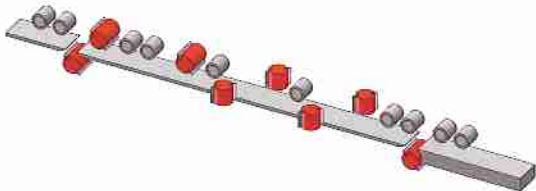
LMC-623  
6-SPINDLE



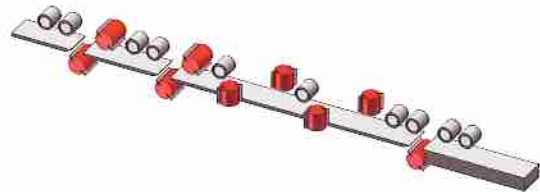
LMC-723  
7-SPINDLE



LMC-823  
8-SPINDLE



LMC-923  
9-SPINDLE





**LEADERMAC**  
MACHINERY CO., LTD.

No. 20, Lane 662, Sec 1, Sha-Tien Rd.,  
Tadu Hsiang, Taichung Hsien, Taiwan.

TEL: +886-4-2693-7599

FAX: +886-4-2693-7588 / 2693-7589

<http://www.leadermac.com>

e-mail: [lmccemail@ms24.hinet.net](mailto:lmccemail@ms24.hinet.net)

[sales@leadermac.com](mailto:sales@leadermac.com)

[info@leadermac.com](mailto:info@leadermac.com)

