


ERGON


CNC Routing Centre





OUR TECHNOLOGY BEHIND YOUR IDEAS

ERGON
CNC Routing Centre



PROJECT 3D

PROGRAMMING

PLANING

TENONING

PROFILING

STORM-PROOFING

3-AXIS CNC DRILLING AND ROUTING

5-AXIS CNC DRILLING AND ROUTING

HARDWARE MACHINING

ergon

CNC ROUTING CENTRE



Ergon

High technology for any size of machine required. The correct production from compact to large table versions.



Ergon L

Ease of use and industrial integration. Optimum working conditions to exploit the machine's highest capabilities.



Ergon TVN

The fixed-gantry rigidity combined with the suction cup and bar worktable flexibility.


BEYOND MACHINE CONCEPT, TO OFFER
A WIDE RANGE OF MODULAR SOLUTIONS
WHICH MEET SPECIFIC MANUFACTURING
REQUIREMENTS



From generic production



To Nesting production




To light alloys and plastic machining



To high productivity




To office furniture production



ergon


A WIDE RANGE OF INNOVATIVE SOLUTIONS DESIGNED TO OFFER A TOP TECHNOLOGICAL STANDARD



► Ergon TVN

The flexible solution for tables, office furniture and all types of furniture.

Fast set-up times of suction cup and bar worktable combined with fast adjustment of working heads with independent Z axis.



◀ **Ergon**



The rigidity of the aluminium multi-function worktable combined with the robust structure of the Ergon guarantee an unbeatable quality finish.

Ideal for the production of MDF doors and solid wood components, and for Nesting production.

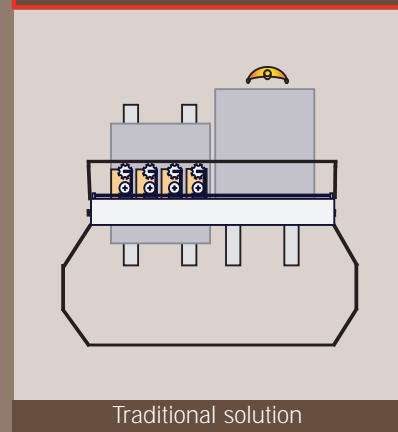


ergon

THE INTELLIGENT INNOVATION




Rear Unit



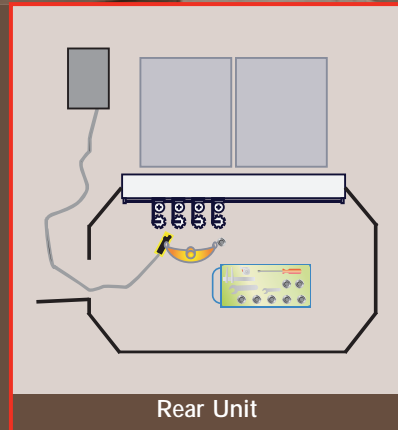
Traditional solution

▲ An exclusive and innovative concept with two separate areas: the operator area at the front of the machine and the machining heads area at the rear of the machine for total safety and ease of use.

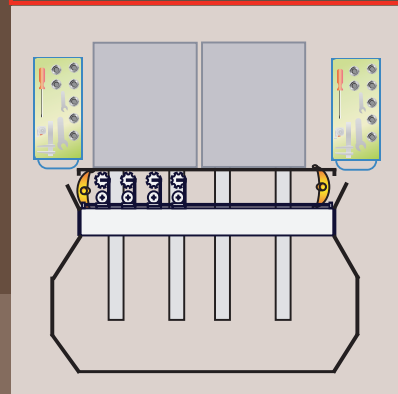




The machining heads are completely free and totally accessible for maximum ease of retooling.



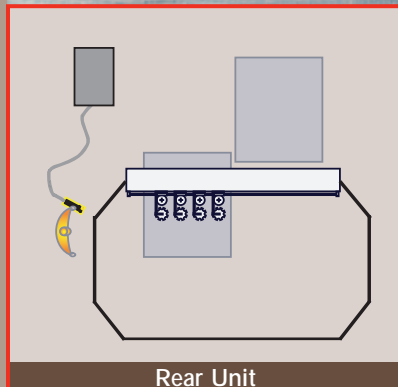
Rear Unit



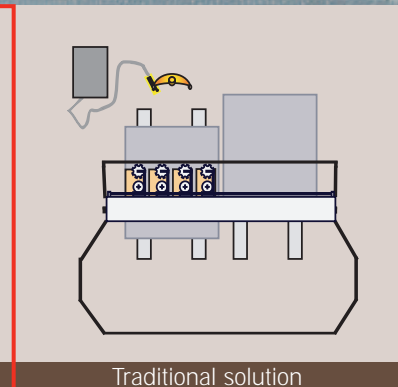
Traditional solution



- ▶ The side guards have large transparent sections and the Rear Unit design enables a complete inspection of test pieces even when the machining heads are in operation. All in complete safety.



Rear Unit



Traditional solution

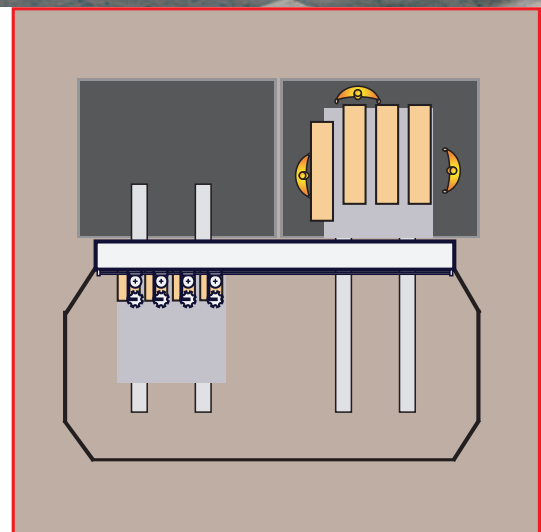
ergon L

THE RIGHT SIZE FOR EACH APPLICATION



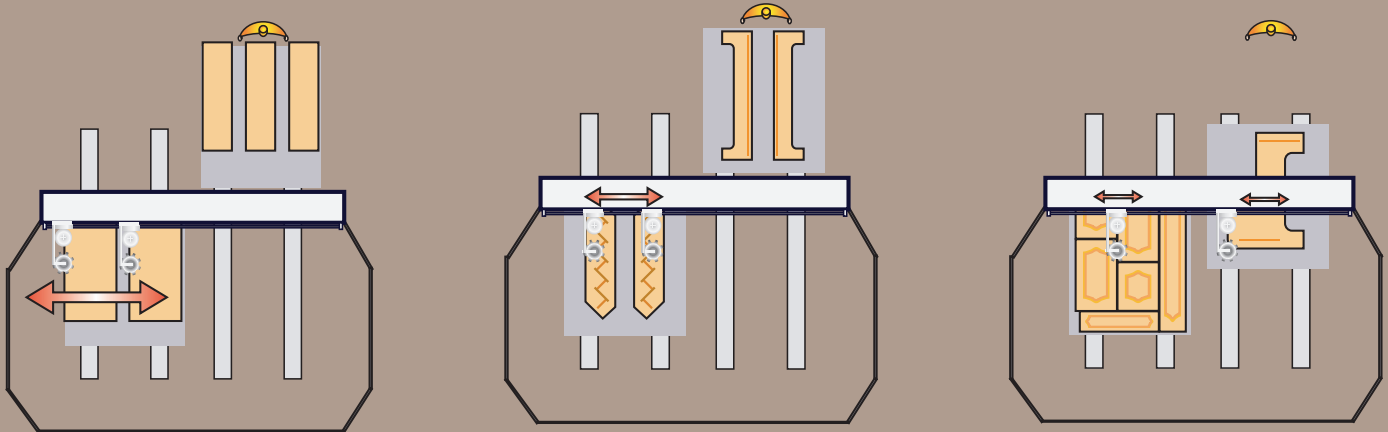
Full access to three sides of the worktable in complete safety while the machine is working; this is the advantage of Ergon L, a practical routing centre ideal for:

- Machining of large and small components with the greatest of simplicity.
- Referencing long components from a side position adjacent to the worktable.
- Cutting down-time by using two or more operators for loading and unloading operations because of machine's high execution speed



INDEPENDENT X AXIS: COMPLETE FREEDOM

An independent X axis means that Ergon can be set up for any type of use adopting the most suitable configuration for each machining requirement.



CNC-centre-to-centre adjustment in real time. Adjusting the centre-to-centre to match machining panels, optimises cycle steps and reduces cycle times.

Production of mirrored components. Ideal for single piece batch production composed of several mirrored components such as staircase parts, cupboard side panels, etc.

Simultaneous production on two worktables of different components. During long programs, when only one machining head is being used, the second head can be utilised to machine other components on the second worktable.

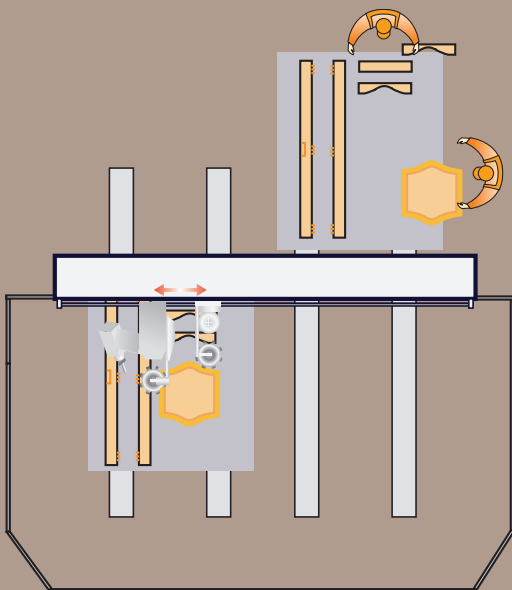



PRISMA UNIT: THE ROUTING CENTRE REVOLUTION

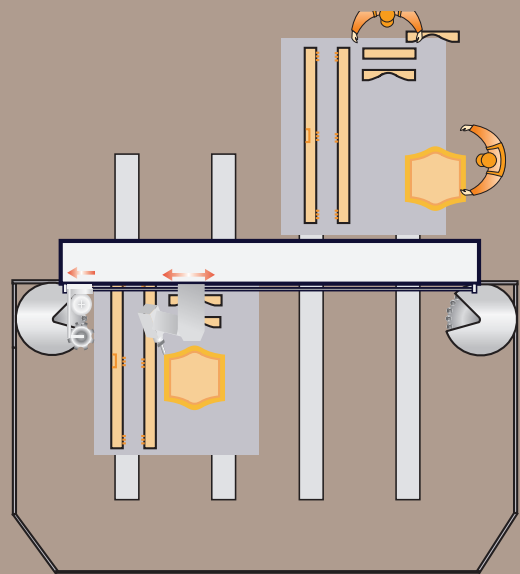
Prisma: 5 controlled axes machining head

- Routing on tilted axes
- Mitred cuts with sawblade
- Machining of any profile with interpolation on 5 axes

The Prisma machining unit is the ideal solution for the modern production process.





The Basic and Prisma units together. Power combined with universal use offer a routing centre complete in every function



Prisma and Basic with independent X axis. Flexibility without limits because the side-mounted tool magazines are accessible in masked time during machining.

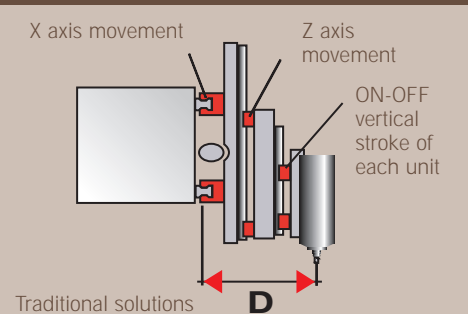
INDEPENDENT Z AXES: TOP PERFORMANCE AS STANDARD



Top level dynamics and precision
Fast units, driven and balanced separately to ensure a prompt response and maximum positioning precision.


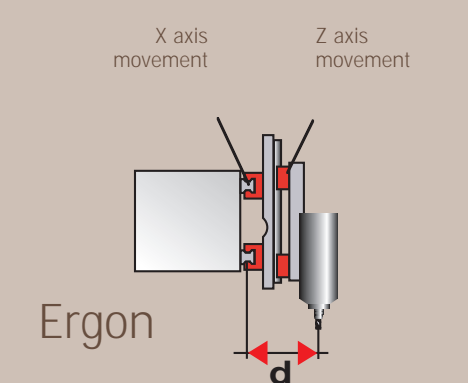
Tool length directly set by software
Tools are set directly on the machine without the need for any presetting in cutter tool holders.


Units connected directly to the cross beam: maximum one-piece rigidity



The units are anchored directly to the cross beam without any interface structural components between them.

Very short distance between axis, spindle and machine structure.






SPECIFIC SOLUTIONS:
PURPOSE-BUILT UNITS, SPECIAL ANGLE
DRIVE HEADS AND TOOL MAGAZINES



Vector rotating axis:

Flexible solution that meets the majority of auxiliary machining requirements using angle drive heads.




Rapid 24: Side-mounted tool magazine with 24 tools ready for immediate use in addition to the tools already available from the standard magazine.




Universal K2 unit


Fixed or 360° CNC control. For machining on the horizontal axis.



Drilling unit F18 with 18 independent spindles specifically designed for drilling solid wood and panels.




Universal M with 0-360° CNC interpolation: the definitive answer to powerful, horizontal machining requirements





Modulo unit:

From 8,5 up to 18 kW a 12 station tool changer together with up to 2 ON-OFF units: maximum flexibility and versatility possible. Tool changeover in masked time with routing and auxiliary machining.




MULTI-FUNCTION WORKTABLE IN ALUMINIUM: A SOLID BASE FOR ALL TYPES OF COMPONENT CLAMPING



Honeycomb:

The work table is constructed utilising aerospace aluminium with a honeycomb structure. This ensures perfect rigidity, flatness and long-life precision. The table design also provides optimum dynamic performance even at fast speeds to ensure a high quality finish at all times.



Special inverted T-shaped grooves and threaded holes provide a perfect fixing for all hold-down devices


Multi-function aluminium worktable rigidity and flatness make it ideal for machining plastics, resins and light alloys.



Vacuum system:

Vacuum hoses, solenoid valves and pumps are dimensioned to ensure a constant, high vacuum capacity throughout all areas of the worktable.

ergon


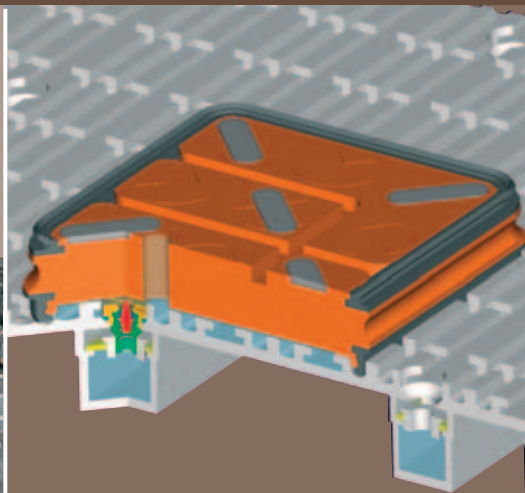


A full range of accessories designed to meet component support, clamping and referencing. Set-up times are drastically reduced.

MPS:
Set-Up times reduced
to the minimum

The MPS system reduces worktable set-up times to the bare minimum. When the suction cups are inserted into the grooves of the worktable, an automatic valve immediately starts the vacuum system.

Completely free of vacuum supply tubing, the MPS system is extremely easy to use. Using a laser positioning system that guides the operator to all positions, the worktable set-up becomes simple, intuitive and straightforward.






ergon tvn

TVN BAR AND SUCTION CUP TABLE: MAXIMUM FLEXIBILITY AND EASE OF USE



On the TVN worktable, as many suction cups as required can be added to hold down a particular component. Changing over from suction cups to clamps is quick and easy. Just a few simple operations without the need for tools or special fittings.

Originally designed for the production of doors and windows, the bar and suction cup table is also suitable for a wide range of other woodworking applications. The TVN system is practical and easy to use because the table is completely free of vacuum hoses and pipes so that positioning and machining of components of any shape is extremely fast and easy.



Suction cups of any quantity, shape and size can be used, because the table is completely free from vacuum supply hoses.




Pneumatic clamps for solid wood components: solid, secure clamping even when machining at maximum power.



Pneumatic clamps for horizontal clamping.




110 mm high pneumatic clamps: complete freedom when machining from underneath, when using tools with a twin profile and when machining the lower face of a component.



Suction cups specially designed for door uprights, reference stops for veneered components central references and a complete range of solutions specifically designed to solve all door manufacturer's clamping requirements.




The versatility of the TVN table makes it ideal for the production of designer furniture. The TVN table has a wide range of accessories and suction cups of different shapes and sizes, designed to handle the complex shapes and rounded profiles of designer furniture without any problems.




Automatic waste disposal system

ergon


RIGIDITY AND PRECISION: THE UNBEATABLE COMBINATION FOR A HIGH QUALITY PRODUCT



Single-piece structure, a result of computerized design technology, to guarantee maximum rigidity.



A double rack and pinion drive transmission enables fast, accurate vibration-free movement even with heavy components.



Unparalleled rigidity even on the worktables, thanks to six-point recirculating ball bearing anchorages.



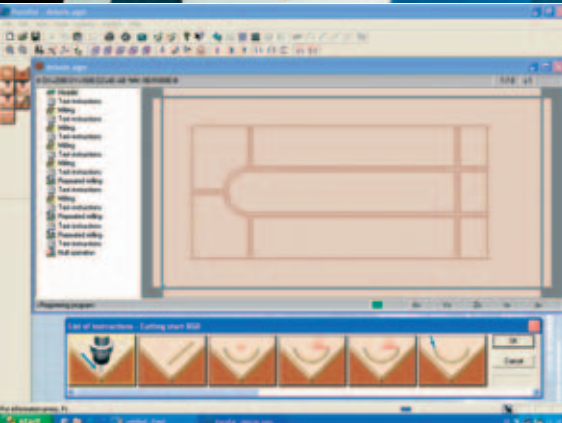
Fully machined in one single location on CNC machining centre, for maximum stability and precision.

TELECONTROL – XILOG PLUS – TELESOLVE: TOTAL CONTROL



Telecontrol:
full monitoring and control at all times

A video camera system positioned in front of the machining heads videos the operating areas of the machine. In the operator position, camera images are shown on a practical display making it possible to monitor all stages of the machine cycle in complete safety.



Operator interface with graphics to enable machine programming and control even easier.

- Machine functions handled using a practical and fast control panel.
- Programs can be generated even without deep technical knowledge using

an Editor with graphical icons and examples on films. Completely realized using Windows operating system.

A high-power CNC on an office PC with a Windows Interface. This solution means you can use the CNC for all the functions normally handled by a PC:



- Internal company network connections
- Use for any activity whether or not involved in the management of the machine.
- Adding data from a CD-ROM or FLOPPY DISK and remote connections by modem to the TELESOLVE system offered by SCM.

TELESOLVE

A remote diagnostics system which allows the SCM assistance service technicians to operate on the machine in real time for:

- PLC logic diagnostics, machine parameter diagnostics, etc.
- Real time updating of the CNC software





Scm group is a leading industrial group, in the design, production and distribution of technologically advanced solutions for processing a wide range of materials: wood, glass, plastic, marble, metal, composites.

With specialist brands in the different application sectors and centres of excellence qualified in industrial components, scm group is present for over 50 years in the 5 continents.


PASSION. It's the passion for our work. It's the central role of man, his creative genius, the spirit of initiative and the ability to work in a team.

TECHNOLOGY. Is the scientific rigour that transforms creativity in highly technological solutions, which are accessible and able to provide competitive advantages.

PERFORMANCE. Is the commitment that is transformed in results and success of our partners that rely on SCM Group solutions. It's being recognised as suppliers of "competitive advantages that last over time".

HIGH TECHNOLOGY FOR SOLID WOOD

housing



A complete range of innovative solutions
and processes for industry

- For over 40 years in the sector
- Leading customers worldwide.
- A team of highly qualified professionals
- Specific expertise in individual application sectors
- 3 production sites

The technical data can vary according to the requested machine composition. In this catalogue, machines are shown with options. The company reserves the right to modify technical specifications without prior notice; the modifications do not influence the safety foreseen by the CE Norms.





0000552032F

Rev. n. 01 - 05/2011 - Acanto comunicazione - Olimpia - Digitalprint