


Processing Centers B 200/300



More performance and flexibility for a sharper competitive edge

Produce furniture components today, an interior fitting part tomorrow, a solid wood staircase component the day after: All in a day's work for the processing centers and routers of the B200/300 series. It is precisely this outstanding versatility which makes these such efficient, high-performance all-rounder machines, guaranteeing a sharper competitive edge for your production.



One machine concept – countless benefits

- For wide-ranging different workpieces used in furniture production and interior fittings
- For different operating processes such as sizing, profiling, drilling, grooving, dividing and edge banding
- For the whole range of materials, including MDF, chipboard, blockboard, solid wood etc.

- Wide selection of additional units to extend your functional scope
- Efficient, precise processing for outstanding economy
- Durable and reliable due to hardwearing design and stringent quality standards

Be on the safe side with HOMAG

- An investment in a new machine or plant should not be an experiment. Opt for a competent, experienced and reliable partner you can trust – opt for HOMAG
- A unique fund of expertise in every aspect of woodworking technology
- Competence and experience gathered over almost 50 years

- Production of over 1,000 processing centers a year throughout the HOMAG Group
- A motivated workforce of over 2,000 working to produce the legendary standard of HOMAG quality in a production area encompassing more than 80,000 sq.m.




Be perfectly equipped for the production requirements of tomorrow – today

The Series 200 and 300 processing centers are designed to cover every conceivable aspect of your production. The intelligent machine concept provides the guarantee of safe, economical and flexible production for years to come – for a truly future-proof investment and success you can plan for.



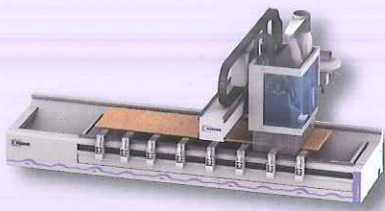
DRIVE5+: optionally 3, 4 or 5-axis trimming spindles with access to a maximum of 72 tools and units



A variety of high-speed drilling heads with integrated saw and trimming spindle - the only one of its kind with 360° swivel facility

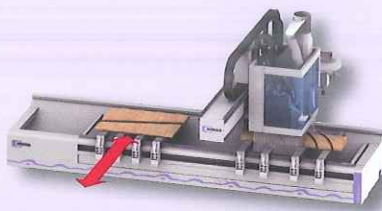
Make the benefits work for you

- Space-saving complete solution which can replace a number of single machines
- The compression of processes eliminates the need for intermediate storage and handling input
- Future-proof flexibility and profitability through the purchase of additional operating units as required
- Profitable even with small batch sizes
- Designed to permit maximum form and material versatility
- Complete processing in a single machine means minimized scrap and enhanced quality
- Individual selection of processing units in line with your specific production needs
- Facility for tool change during gluing operations (BAZ 222/322)




Single workpiece processing

- When processing large workpieces, the entire length of the machine table is used




Alternating processing

- Tool change and production take place simultaneously on both sides of the table




Quick change

- The trimming spindle and gluing unit are used alternately
- During the edge banding process, the next tool is already being mounted
- Drastic reduction of downtimes



Turn your processing center into an edge banding machine – for plastic, veneer and T-section material as well as transfer finish foils



Edge extrusion, for instance when working with aluminium honeycomb panels for the automotive industry – seam-free, capable of withstanding mechanical stress, unique scope for design

Innovative processing unit technology extends the functional and application scope of your machine, guaranteeing a truly secure investment

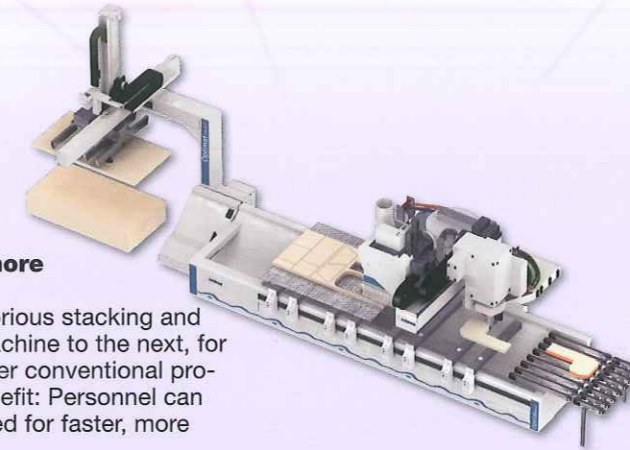
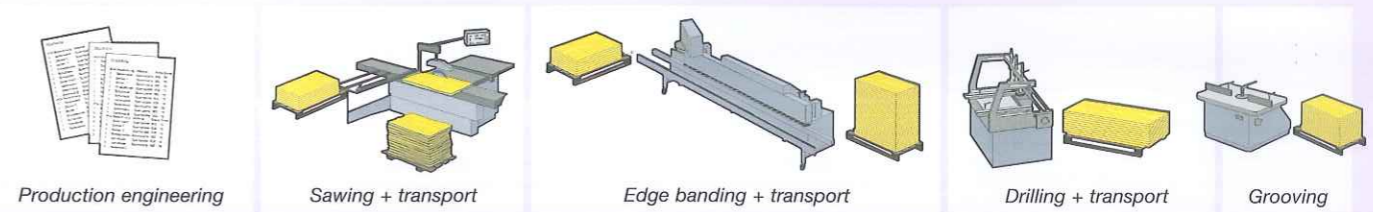


Extreme efficiency – automated input for a big increase in output

Make our technological edge work to your advantage with the competitive benefits of the TBA 330 feeder: A HOMAG innovation to bring you greater operating convenience, flexibility and reliability.

Make the benefits work for you

- High output coupled with minimal space requirement
- Maximum flexibility afforded by individual retrofitting as required
- Release of operating staff for other work
- Optimum accessibility, e.g. when feeding manually with non-standard parts
- Faster and more economical due to automated production
- Extended utilization time, e.g. due to unmanned operation during operator break times




Faster, more flexible, more effective

LeanFactory cuts out laborious stacking and transportation from one machine to the next, for a saving of around 30% over conventional processing times. Another benefit: Personnel can be more effectively deployed for faster, more economical production.

Previously: Four machines – 100% production time

One for all: LeanFactory operates 30% more profitably



Handling reliability

- Supplementary equipment for higher process reliability
- Optical drop sensor detects additionally adhering panels



Workpiece positioning

- Patented stop kinematics to ensure precise positioning



Cleaning function

- Prior to stacking, the workpiece surface is cleaned by integrated cleaning air jets in the feeder




Matrix adapter plate

The matrix adapter plate and additional workpiece gripper turn the processing center into a "panel dividing center" (retrofitting also possible). The whole range of operating processes for the production of furniture components are performed in a single, efficient machine: the LeanFactory

The perfect machine table for every job

HOMAG offers a choice of innovative and practical machine tables to address wide-ranging different requirements. Designed to make child's play of precise workpiece fixture, these machines provide maximum processing precision and perfect product quality.



Console table for precise part fixture

Fast and efficient – the console table


- Fast console adjustment in a quick, easy movement
- Variable number of vacuum clamps due to hoseless vacuum system
- Highly rigid consoles for precise workpiece fixture and processing
- Special fixture prevents jamming

- when traversing consoles
- Large free space for waste pieces under the consoles
- Stop bolt position inside the machine bed causes waste pieces and chips to drop inside the waste piece disposal area

LED for fast, simple positioning of clamps and consoles




The Maxi-Flex clamp system creates a seamless surface for optional clamp positioning



Even narrow, curved parts can be clamped using the Maxi-Flex clamping system



Flexible clamping system:
Stop bolts with swivel stop mechanism for workpieces with overhanging top layer (Option)



Higher output with flexible clamping systems

The exclusive vacuum clamp platform with its patented double sealing lip for console clamping technology:

- For stepless displacement of hoseless vacuum clamps along the consoles


- Independent of the suction positions in the console
- Dual-circuit vacuum system prevents unwanted displacement of vacuum clamps when positioning workpieces

Manual clamping fixture for straight and curved components. Ideal for window construction



Save time and enhance flexibility with the automatic positioning AP table


AP – short for automatic positioning – provides the key to greater convenience, faster machine set-up and optimization of processing steps. The automated positioning of clamps allows workpieces to be moved apart after a dividing cut, for instance.



Fully automated AP table, patented

Less time spent setting up, more performance: The AP table

- Fully automatic table set-up, including precise positioning of clamps
- Facility for resetting the work table during a workpiece change
- Marked reduction in downtimes
- High output and efficiency also with batch size 1
- Scope for extension to a low-manned production cell
- Various vacuum clamp forms can be used
- For wide-ranging workpiece geometries



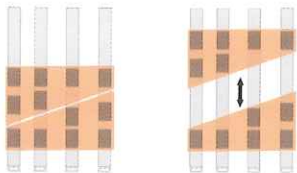
A variety of different vacuum and pneumatic clamping elements guarantee precise processing of varied workpiece and material types



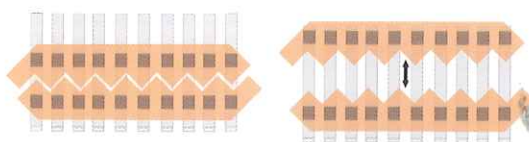
Lateral traversing of consoles after division of raw panels for edge banding



The AP table offers wide-ranging scope for different applications. In staircase production, for instance, stair treads can be moved apart for complete processing following a dividing

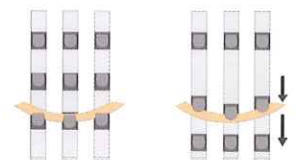


cut. In window production, five-sided processing is possible without manual intervention as a result of automatic reclamping.




Automatic reclamping of stair steps

Automatic reclamping of individual components for double-sided processing



Versatile application scope: The grid table

The grooved aluminium grid table permits positive locking fixture of clamps, and consequently reliable workpiece clamping even where high hogging forces are involved. Vacuum transmission through the table construction helps to optimize vacuum distribution, minimizes leakage and eliminates the need for additional installation. The availability of different clamps with variable clamping heights makes the grid table ideally suitable for the application of units.



Vacuum clamps and sealing cords for flexible workpiece clamping

The grid table – the universal standard solution

- Precise, flexible adjustment of the vacuum suction surface to workpiece contours
- Sealing cord for insertion into grooves ensures the whole of the workpiece makes flush contact with the table
- Facility for narrow edge processing through the use of plug-in vacuum clamps
- Precise workpiece positioning using stop bolts or fences
- Reliable part fixture even with the application of high hogging forces due to dovetail grooves
- Facility for workpiece clamping with wearing plates using the nesting technique



Stair stringboard processing using the FLEX system



Window production with multiple clamp



Grooved aluminium grid table guarantees precise fixture using mechanical clamping elements in any optional position



Air cushion function for simple handling of large-format workpieces

Perfect results with the processing spindle

Our working spindle technology sets whole new standards for increased flexibility and performance in our machines, offering benefits such as a controlled working spindle with electronic speed monitoring. Other highlights include the patented electronic interface, the SENSO-FLEX tracing system and 5-axis technology. Choose the right spindle to suit your present and future product range.



Tracing

The new SENSO-FLEX system offers the benefits of

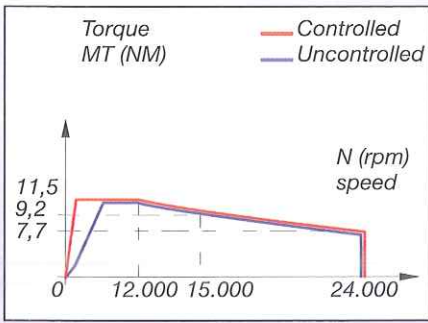
- Perfect workpiece quality, as the traced spindle compensates for unevenness and tolerances
- Absolute flexibility through the availability of tracing for different tools
- Extended functionality due to scope for wide-ranging different units

Tool changer – performance on demand

HOMAG offers a wide range of high-performance tool changers to address every conceivable requirement:

- A large selection of high-speed plate changers with between 5 and 18 slots for tools and units
- 30 or 72-slot chain changer even faster tool changes (appr. 8 secs) and further reduction of set-up times





Adapter for sanding body with integrated air jet for continuous cleaning



FLEX5 unit – automatic swivel angle setting, e.g. for shift cuts

Controlled spindle with electronic speed monitoring

- Protects against damage due to inhomogeneous materials
- High feed rates and optimum surface quality
- Constant cutting speed, consistently high standard of surface quality

- Full torque even at low speeds
- Fluid cooling ensuring optimum spindle bearing temperature conditions for maximum precision and a long service life
- High-precision tool interface HSK 63

- Three-dimensional interface for highly rigid transmission of forces during heavy-duty processing operations and for compressed air transmission into exchangeable units



5-axis trimming spindle DRIVE5+ for perfection on every dimension

- For high-performance, flexible 5-axis processing through direct access to tool changer
- Wide-ranging application scope, such as mounting of saws for shift cuts, as well as drilling and trimming tools for engraving and for processing of arched components


- Unit interface with compressed air transmission for the use of traced units, e.g. for precise profiling of staircase steps



DRIVE5+ trimming spindle with vertically traced unit

Gluing and unit technology for optimum edge quality

Our gluing units guarantee economic edge banding including finish processing to a consistently high standard of quality. Equipped with an exchangeable gluing unit, a compact machine with a working spindle can be used for maximum flexibility as a router and edge bander. A separate, independent gluing unit with a coupled-motion edging magazine permits high-performance workpiece edging and trimming.




DoubleEdge gluing unit

New scope for gluing operations


The patented HOMAG electronic interface offers a unique selection of options and wide range of useful details which represent concentrated experience gathered from over 1,000 users: for instance Quick-Service to hinge open the gluing unit for simple maintenance

- Use of different gluing units for varying applications and edge types – from the entry level solution EasyEdge through to DoubleEdge technology for honeycomb panels
- Gluing units can be simply removed for maintenance purposes – while continuing to use the processing center



All-round perfection in gluing technology

One of the many highlights offered by HOMAG gluing units: Combined edge pre-heating permits even small corner radii to be edged with thick edging materials (depending on edge type) – without corner butt joint in a single work process




EasyEdge gluing unit – the solution for small production runs, direct exchange possible from the tool changer

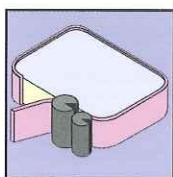



Only at Homag: Combined traced snipping and corner rounding unit

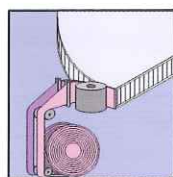
The traced unit takes care of high-precision snipping and corner rounding. The result: Finished components in a unique standard of quality!



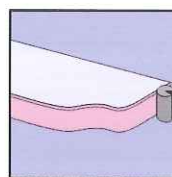
Coupled-motion edging magazines for 1, 2 or 6 coils are available for flexible production



PowerEdge: Edge banding with up to 30 m/min. including 360° with butt joint

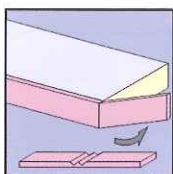


DoubleEdge: Edging lightweight panels in a single work process up to an edge height of 105 mm

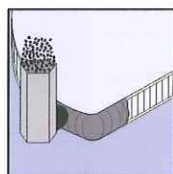


EasyEdge: The world's smallest edge banding machine – affordable, simple and efficient

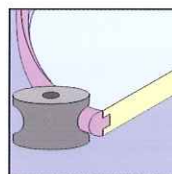
A perfect edge finish with traced combination flush trimming/scrapping unit – efficient processing without tool change



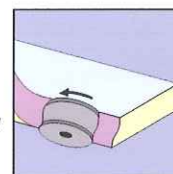
EdgeFolding: Edging of right-angled components in a single work process – with just one butt joint



EXKA: Edge extrusion for closure of lightweight panels with "freestyle" profile design (e.g. drum profiles)




T-Edge: Banding of T-section edge material – the durable edging method used for instance in school or office furniture



Transfer finish: Thin coating offering the benefit of "freestyle" profile design


More than just drilling

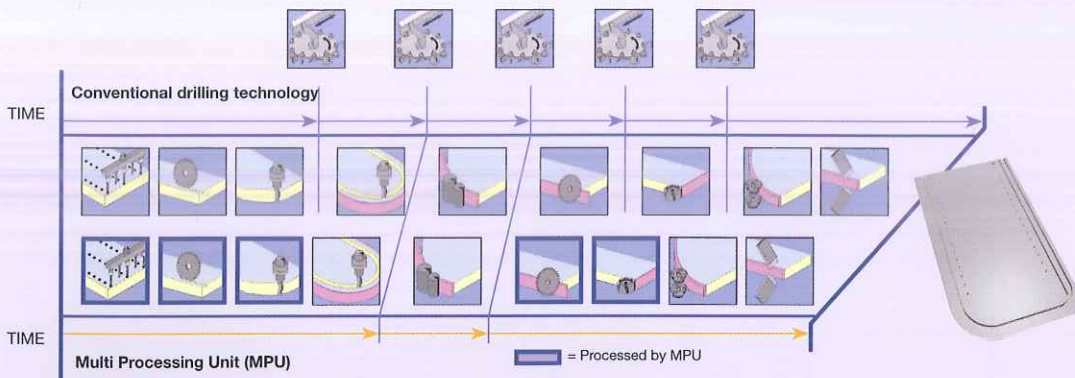
Our modular drilling technology concept opens up greater processing scope. With its durable design, variable number of spindles and additional functions such as trimming and sawing, these drilling units ideally combine optimum flexibility with economy.



Unbeatable drilling technology:


- High-speed drilling at up to 7,500 rpm. For high feed rates even with the smallest drill diameters
- Mechanical spindle locking mechanism for precise drilling depths even in "hard materials" (patented)
- Quick-change system for drill changeover without the need for auxiliary tools (patented)
- Grooving saw with 0/90° swivel facility for grooving without the need for tool changing





The multifunctional capability of the Multi Processing Unit permits sizing, sawing and drilling operations without changing tools. As the MPU affords 360° swivel capability, processing operations can actually be performed at "any" angle.

While the MPU is in use, tools can be exchanged into the working spindle, so drastically cutting downtimes in favour of higher productivity and lower piece costs.



Multi Processing Unit – a new dimension in the field of drilling technology. The entire unit can be steplessly swivelled around a 360° circle, allowing


both the saws and all 20 vertical and 10 horizontal spindles to be used at any optional angle.

A high-powered auxiliary spindle with an output of 6 kW and a fully functional HSK63 tool interface permit additional processing operations to be performed without the need for tool changes, as well as increasing the processing depth


The equipment features: A range of innovative detail solutions for a successful system




The high-rigidity extension arm design is configured for the DRIVE5+ five-axis trimming spindle with a maximum workpiece height of 300 mm – even with tool lengths of 230 mm (including HSK adapter)



The patented electronic interface permits the use of exchangeable EasyEdge and PowerEdge edge banding units for perfect edge banding onto shaped components. Top class edge finish by means of finish processing units. HOMAG – experience gathered over thousands of successful installations working for your benefit.




Edge extrusion offers new scope for design without joints, and enhances resistance to mechanical stress – for example with aluminium honeycomb panels used in the automotive industry




Fast set-up due to reduced change-over times – a matter of around just 8 seconds for the 30 or 72-slot chain changer



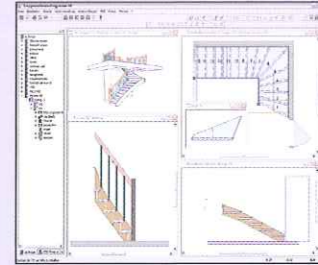
The ultimate in flexibility: the integrated FLEX5 interface permits retrofitting with the fifth axis at any time. A unique feature permitting the precise execution of shift cuts or drilling and trimming operations at "any" angle without the need for manual settings




The Multi Processing Unit reduces the number of tool changes – and cuts processing time to a minimum




With the addition of automatic feeder TBA 330, the processing center can be retrofitted at any time to create a production cell




A comprehensive spectrum of proven software packages such as woodStairs and woodWindows provide the perfect addition to the processing center, creating the optimum one-stop complete system




High-rigidity machine bed featuring integrated waste piece disposal over the entire processing depth. No waste pieces drop in front of the machine (optionally with chip transport belt)



Highly dynamic rack and pinion drive systems for optimum processing quality, even with long feed distances and high hogging forces




Ultra-rigid extension arm construction: designed and optimized for patented double-sided mounting of operating units



The console table with patented vacuum clamps permits reliable fixture of wide-ranging different workpieces



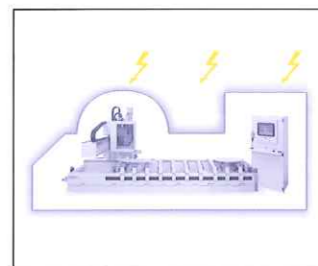
The automatic positioning table offers greater convenience, shorter set-up times and a range of additional functions such as moving workpieces apart after a dividing cut



Flexible clamping technology for the HOMAG aluminium grid table system



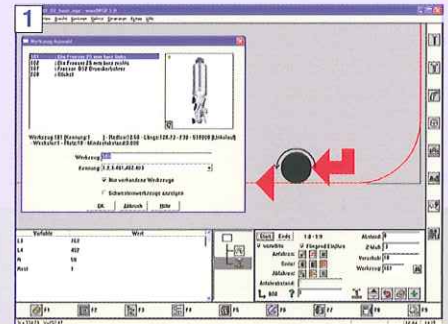
power control PC 85: with control panel for simple machine operation through features such as the graphic tool database and machine data acquisition (MDA)



Uninterruptible power supply (UPS) to prevent data loss in case of power failures and mains supply fluctuations

The control system: Simple to operate, programmed for operating success

HOMAG power control PC 85 is an open-ended, flexible control system which offers outstanding machine flexibility coupled with extreme operating convenience. It allows several different processing modes such as alternating or single processing and fast changeover, as well as featuring an integrated job list control system. Which means efficient production – right from batch size 1.



1 woodWOP – efficiency through high-speed programming

- The most frequently used programming system in the woodworking sector
- Extreme programming speed and simplicity due to a wide choice of available macros
- Easy-to-operate macros for 5-axis programming as control axis
- Automatic calculation of suction cup and console positions
- Graphic tool selection with integrated link to the tool database

2 woodWOP-Wizard – the automatic way to achieve the perfect edge

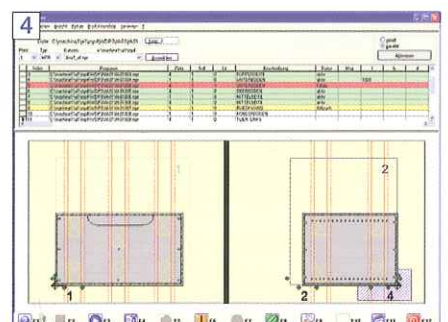
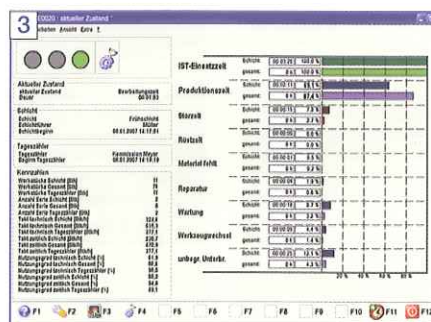
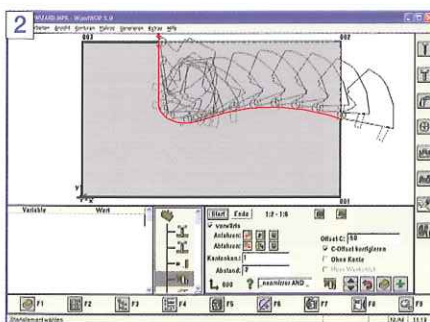
- Automatic processing sequence generation for edging
- Generation of all processing steps such as roughing, sizing, edging, snipping, flush trimming and scraping
- Takes into account workpiece geometry, edge transitions and edge type
- Standard feature with all HOMAG BAZ machines – make the magic work for you!

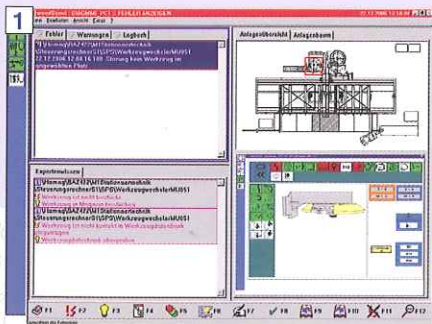
3 Machine data acquisition MDA – for a productive machine environment

- Recording of piece numbers and actual productive time at the machine
- Integrated maintenance information for optimum planning and execution of necessary maintenance work
- Optional professional version permits detailed breakdown and logging of recorded data

4 Graphic space assignment – let your machine do the work

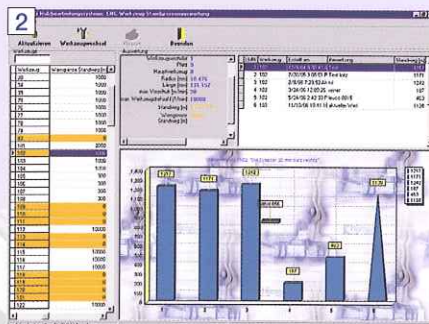
- Graphic display of positioned workpieces affords maximum safety and convenience
- Multiple assignment with different workpieces
- Switchover between single/alternating processing modes
- Integrated job list for automatic assignment and execution of woodWOP programs





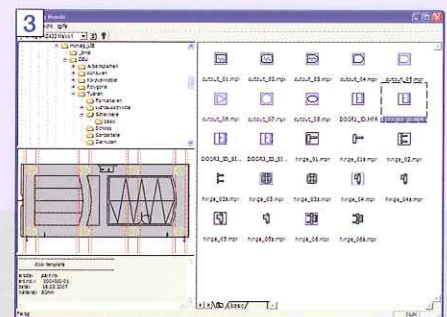
1 woodScout – assistance in your own language

- Optional efficient diagnostic system
- Graphic display of the fault location at the machine
- Easily understood plain text error messages in different languages
- System with learning capability through assignment of root causes and remedial actions (expert knowledge)



2 Tool life determination – for total clarity and control

- Module to monitor and document tool deployment
- Exchanging tools in good time helps improve machine availability and workpiece quality
- Cost reduction due to optimum planning of tool deployment and tool service life comparison



3 woodWOP program library

- Large program library containing sample programs for contours, carcase furniture, work tops, doors and much more
- Fast, reliable programming

4 woodWOP production engineering station – program in the comfort of the office

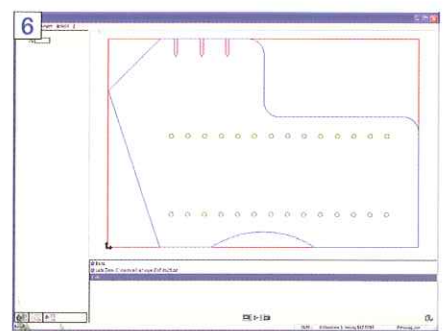
- Continue programming while the first completed programs are already running on the machine
- Data transmission via standard USB port at the machine or via network link directly from the office

5 woodDesign – simplified planning and design

- User-friendly software for graphic generation of carcase furniture
- Automatic generation of woodWOP programs, cutting lists and production lists

6 woodWOP DXF Import – the CAD interface

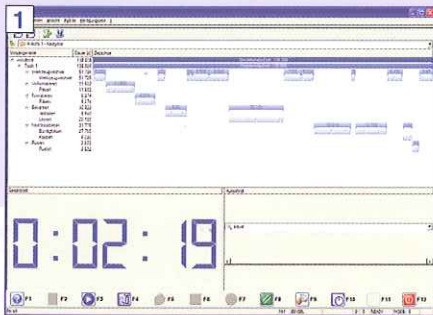
- For the adoption of workpiece geometries and defined processing operations
- Data transfer from CAD systems in international DXF format



Fast-track your way to success with the right software

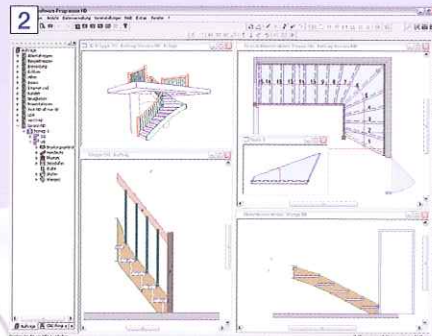
Reap the benefit of our extensive range of software modules integrated efficiently into the machine environment.

No matter what it is you are looking for - data organization and processing, fast, simple programming, trade-specific solutions or seamless integration into existing hardware, for instance for machine data acquisition, HOMAG has the right solution for you.



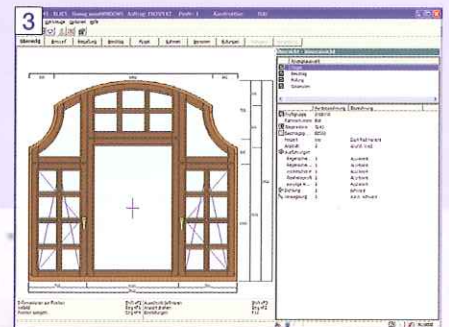
1 woodTime - the time is right!

- Productive time simulation of woodWOP programs
- Extreme timing accuracy through simulation of original control data
- Simulation with output of error messages right from the workplace, e.g. on software overrun or in case of contour violation



2 woodStairs - staircase programming out of the top drawer

- Staircase software from Compass specifically adapted to run on HOMAG machines
- For the technical generation of staircases including data transfer to processing centers



3 woodWindows - window design unlimited

- Individual window design including program generation for HOMAG processing centers from market leader Klaes - worldwide no. 1
- Complete with master data for a window system (IV 8 or IV 8 or wood-aluminium) and a hardware system from the most popular manufacturers

4 woodNest - waste reduction

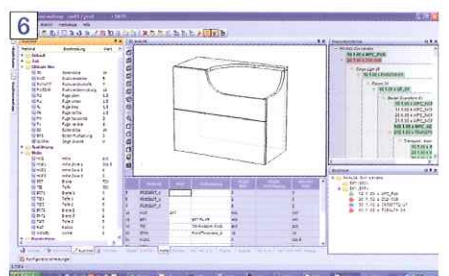
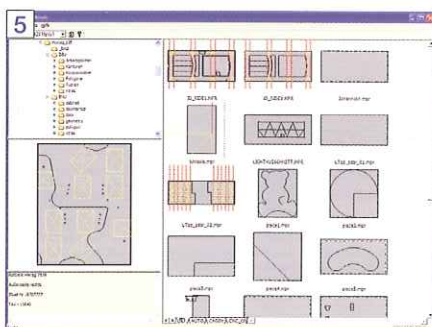
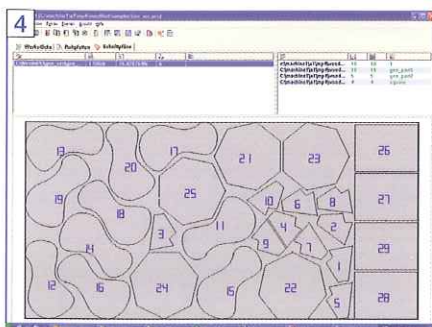
- Nesting software for automatic nesting of workpieces on a raw panel
- The nesting technique collates cutting and end processing operations
- Reduction of material costs and complete processing times

5 woodWOP Tools - for simpler programming

- Inscription trimming with woodType
- woodNest basic for manual arrangement of components on a raw panel
- **Mosaic:** File preview for woodWOP files and collation of programs using drag&drop

6 Interface to trade-specific software - for simple integration

- For trouble-free linkup to trade-specific software packages
- For adoption of existing data from production engineering
- Countless links to all reputable room planning systems, trade-specific window software, staircase software, CAD/CAM systems and ERP/MRP systems



Your success guaranteed: The HOMAG service package

No matter which machine or which system you buy from us – you are investing in productivity and sure success in the long term. This is guaranteed not only by our engineering excellence but also by our seamless all-round support package which leaves you free to concentrate on what you do best and keeps your production up and running. The result: enhanced productivity and a sharper competitive edge. The bottom line: You save not only precious time but hard cash too.

Success through perfect planning

- We provide competent advisory support: right from day one
- You find the best possible, most economical solution to your requirements

Success through custom tailored financing

- We offer a range of attractive financing possibilities
- You leave your capital base intact

Success through a fast start up

- We take care of installation and commissioning
- You can get your production up and running straight away

Success through competent operation

- We train your staff and bring them up to speed
- You realize your machine's full potential

Success through continuous support

- We provide in-process support and machine optimization
- You gain from maximum productivity

Success through reliable function

- We offer preventive maintenance by video/remote diagnosis
- You have the assurance of absolute production reliability

Success through efficient support

- We ensure a fast, reliable repair and spare parts service
- You avoid unnecessary production standstill

Success on every continent

- We guarantee the worldwide availability of our services
- You are in capable hands – wherever you need us

HOMAG's **lifeline I** service ensures optimum availability and economical production – over the entire life cycle of your machine.

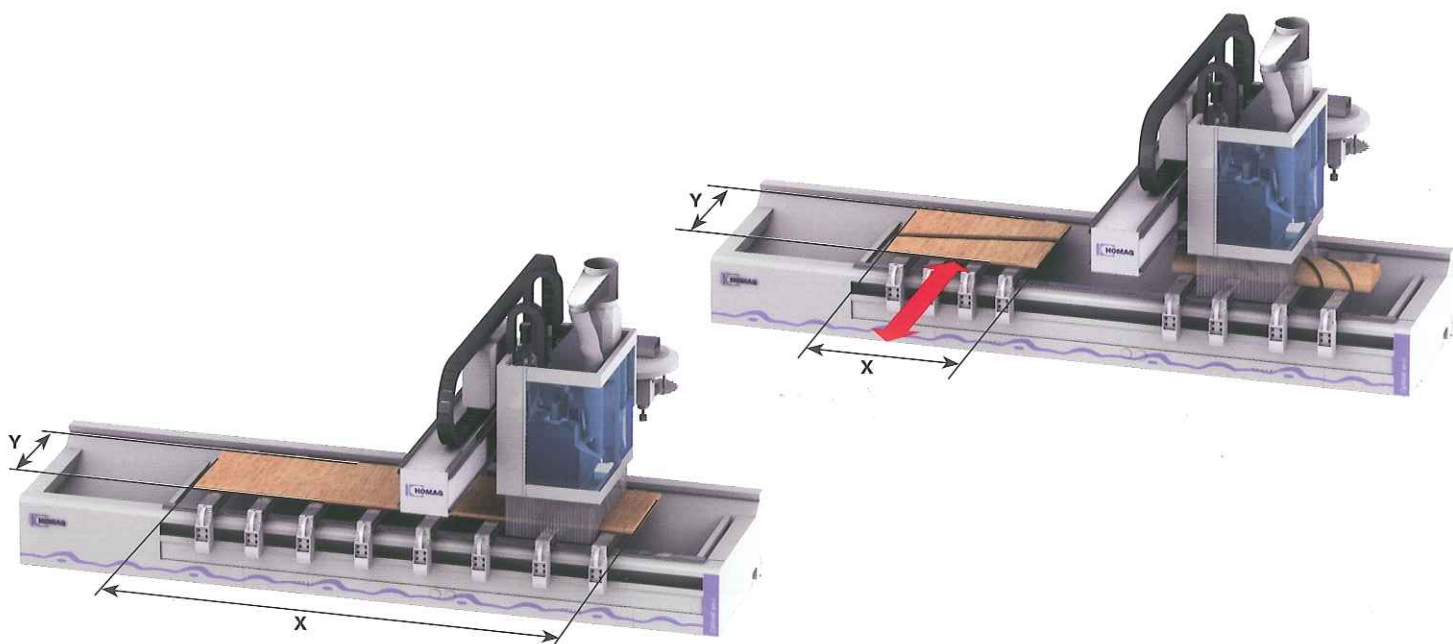


lifeline I service

www.hoechsmann.com

The technical details: Facts and figures which make impressive reading


With a total of 14 different models, the new B 200/300 processing center series offers you a broad range of product options. For larger processing dimensions, enquire about our B 700 processing centers.



Single processing

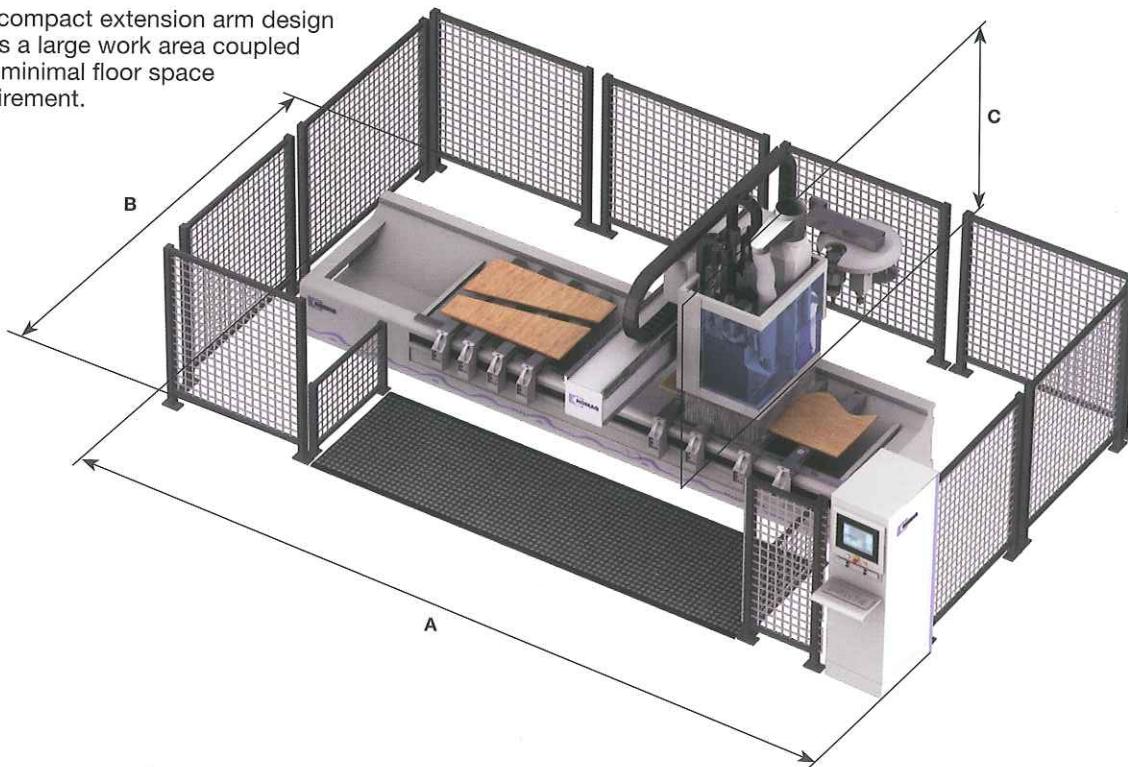
Alternating processing

Working dimensions		BOF 211/BAZ 211	BAZ 222	BOF 311/BAZ 311	BAZ 322
X = max. processing width [mm (inches)]					
Single processing	model 30	3.050 (120,1")	-	3.050 (120,1")	-
	model 40	4.000 (157,5")	4.000 (157,5")	4.000 (157,5")	4.000 (157,5")
	model 52	5.200 (204,7")	-	5.200 (204,7")	-
	model 60	6.000 (236,2")	6.000 (236,2")	6.000 (236,2")	6.000 (236,2")
	model 72	7.200 (283,5")	-	7.200 (283,5")	-
Alternating processing	model 30	900 (35,4")	-	900 (35,4")	-
	model 40	1.375 (54,1")	1.375 (54,1")	1.375 (54,1")	1.375 (54,1")
	model 52	1.975 (77,8")	-	1.975 (77,8")	-
	model 60	2.375 (93,5")	2.375 (93,5")	2.375 (93,5")	2.375 (93,5")
	model 72	2.975 (117,1")	-	2.975 (117,1")	-
Y = max. processing depths [mm (inches)]					
Trimming with tool diameter 25 mm (0,98")		1.550 (61,0")		1.850 (72,8")	
Trimming with auxiliary spindle, tool diameter 25 mm (0,98")		2.140 (84,3")		2.440 (96,1")	
Edge banding including finish processing		1.500 (59,1")		1.800 (70,9")	



The compact, transparent safety technology integrated into the machine permits oversized workpieces to project beyond the machine bed to the front, and allows the operator to visually monitor processing operations. This offers you greater scope coupled with enhanced operating safety – naturally in compliance with CE machine safety standards.

The compact extension arm design offers a large work area coupled with minimal floor space requirement.



Set-up dimensions		BOF 211	BOF 311	BAZ 211	BAZ 311	BAZ 222	BAZ 322
A = length [mm (inches)]	model 30	6.500 (255,9")	6.500 (255,9")	7.250 (285,4")	7.250 (285,4")	-	-
	model 40	7.500 (295,3")	7.500 (295,3")	8.250 (324,8")	8.250 (324,8")	8.750 (344,5")	8.750 (344,5")
	model 52	8.750 (344,5")	8.750 (344,5")	9.500 (374,0")	9.500 (374,0")	-	-
	model 60	9.500 (374,0")	9.500 (374,0")	10.250 (403,5")	10.250 (403,5")	10.750 (423,2")	10.750 (423,2")
	model 72	10.750 (423,2")	10.750 (423,2")	11.500 (452,8")	11.500 (452,8")	-	-
B = width [mm (inches)]		5.000 (196,9")	5.250 (206,7")	5.750 (226,4")	6.000 (236,2")	5.250 (206,7")	5.500 (216,5")
C = height	3-/4-axis spindle [mm (inches)]	2.950 (116,1")	2.950 (116,1")	-	-	2.950 (116,1")	2.950 (116,1")
	5-axis spindle	3.450 (135,8")	3.450 (135,8")	-	-	3.450 (135,8")	3.450 (135,8")

Photos and specifications are not binding in every detail. We expressly reserve the right to make changes in the interests of further development.



HOMAG Holzbearbeitungssysteme AG

Homagstraße 3-5
D-72296 SCHOPFLOCH
GERMANY

Phone: +49 7443 13-0

Fax: +49 7443 13-2300

E-Mail: info@homag.de

Internet: www.homag.de

www.hoechsmann.com