


KUNDIG

Top Class
Sanding Machines

Widebelt Sanders

Easy to operate, reliable
and as precise as a Swiss watch






Surface treatment adds the finishing touch in every product's manufacturing process. It gives its definitive form, structure and its fascinating gloss. That's why highest standards are demanded of all machines involved in the manufacturing process.

KÜNDIG wide belt sanders represent precision and quality for decades. Providing perfect sanding results they establish a basis for an excellent surface finish.

S. Kündig

Stephan Kündig
Director Engineering & Production



What distinguishes KÜNDIG Widebelt-Sanders

Mechanical Engineering

KÜNDIG Widebelt-Sanders are built to fulfil classic mechanical engineering standards. All relevant parts are within 1/100 mm tolerances. Our modular concept allows our machines to be adapted for each of our customer's individual requirements. Different sanding units, working widths and a wide array of accessories are readily available.



Solid Substructure

A steel-welded base manufactured from excessively thick material ensures exceptional stability and durability of our sanders. This rigidity is a basic requirement in order to achieve high quality and precision in every sanding operation whilst minimizing strain on all mechanical components.



Quality

KÜNDIG sanding machines are built to withstand the highest strains, for example running in a 24 hour shift system in industrial production lines or undertaking large stock removal on solid timber. Thanks to massive deflection cylinders, calibration and belt tension rollers coupled with the highest build quality, the quality and accuracy of all sanding operations withstands many years of hard work.



Working Width

Our wide belt sanders benefit from a compact construction. They conserve space whilst maximizing actual production. Maximum operating comfort is ensured thanks to the fixed working height. The following working widths are available:

- 650 mm
- 1100 mm
- 1350 mm
- 1600 mm
- 1900 mm
- 2200 mm




Oblique Sanding Technique


The Problem: Even after short use, sanding belts show small damages, grit outbreaks and irregularities due to wear and clogging. These imperfections negatively affect the sanding image, particularly on delicate surfaces such as lacquer, veneer or plastics. This is an inherent flaw of the parallel sanding process.

The Solution: Our engineers identified that these impairments can be avoided by pivoting the sanding unit by 10° instead of being orientated at a right angle to the conveyor belt. This has several advantages:

- Significantly improved sanding results
- There are no longer Oscillation marks on the workpiece
- Sanding belt errors are not transmitted onto the workpiece surface
- Considerably improved belt lifetime, as sanding belts can be used for longer thanks to the error tolerant sanding technique



Sanding pattern: Parallel sanding



Sanding pattern: Oblique sanding

Units and Accessories

KÜNDIG offers various sanding units that can be combined as required:

- Calibration roller made from rubber (different hardness grades) or steel
- Pneumatic sanding pad
- Electronically controlled, segmented sanding pad with 35 mm or 22 mm segment widths.
- Combi-Unit (combines a calibration roller with a pneumatic or segmented pad)
- Cross belt sanding unit

Belt length, drive power and diagonal option can be chosen as needed

Special applications
Accessories

see page 12
see page 14



What distinguishes KÜNDIG Widebelt-Sanders

Comfortable Controls

Handling of KÜNDIG widebelt sanders is easy, quick and reliable. The ingenious Enormatic function is particularly practical for batches with constantly changing workpiece thicknesses. Application is very easy: Place workpiece on working table, select desired sanding operation programme, activate Enormatic. Now the machine measures workpiece thickness and starts the sanding process automatically.



Touch-Screen

The main menu screen is the starting point for every sanding operation. It gives an overview of all programmes and their relevant parameters such as opening-height, sanding- and conveyor-belt speed. Every value can be called and adjusted directly and very quickly.



Quick Start Programmes

Quick Start Settings automate recurring sanding operations. They can be saved and organized in 54 slots in 6 categories. Name your personal sanding programme and record sandingbelt- and conveyorbelt-speed as well as stock removal and required grit size. Thickness measurement is executed automatically through the Enormatic function.



Segmented Pad Controls


Our advanced segmented pad controller gives full control over all workpiece edges with the highest possible precision. The pressure on the outer segments can be variably adjusted for each side separately. The pressure can be reduced or increased by percentage in relation to the other segments. Asymmetric settings are also possible. To specifically concentrate on either the front or rear end of the workpiece, the activation of the sanding pad can either be delayed or accelerated.



Customer Specific Solutions

There are some applications for which regular sanding machines cannot provide a satisfactory solution. These are either the processing of new or exotic materials or special sanding procedures where there has been no previous resolve. However thanks to decades of experience our engineers are able to develop specialized workable solutions that prove their worth in practice.

Our sanders are being used in automobile- and aviation supply industry, in musical instruments and sports equipment manufacturing companies and many more. Our machines can process all kinds of wood, plastics, composite materials, cork, rubber, leather, foam and various other materials.



Customer Service

KÜNDIG Sanders are well known for their exceptional reliability. However if a problem occurs, our competent customer service addresses the issue immediately. Most of the time it's just a matter of a remote diagnosis. Otherwise a member of our trained and skilled service team will take care of it on-site immediately.



Eco Mode

KÜNDIG advocates an economical use of resources. Our machines are equipped with internally developed software that regulates power consumption and load-dependency. As soon as longer pauses from work occur, the machine switches automatically into an energy saving mode and is ready to use immediately when needed again. Thus significant energy savings can be achieved without compromising efficiency or performance.




KÜNDIG Premium widebelt sanders are characterised by quality and precision. The Premium Series combines state of the art technology with productivity, reliability and exacting accuracy, even after many years of service.

Configuration Examples

Premium-2 RP / RE

Calibration unit and pneumatic (or segmented) pad unit

Standard sanding applications such as stairs, furniture, interior work, especially well suited for solid timber and veneer



Premium-3 RRP / RRE

Two calibration rollers and one pneumatic (or segmented) pad unit


Same as Premium-2 RP/RE, although focussing on stock removal




Premium-3 REE

One calibration roller and two pneumatic (or segmented) pad units

Same as Premium-2 RP/RE, although focussing on surface quality



Feed Direction



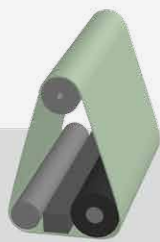
KÜNDIG Brilliant sanders have, in addition to our Premium-Series, at least one pivotable unit (oblique sanding technique). This procedure was specially developed for operators who have the highest requirements with respect to achieving the ultimate in surface quality. Thanks to our exclusive oblique sanding technique surfaces of cross bonded pieces like doors and windows as well as modern high gloss lacquers can be sanded with ease and to highest standards. All this whilst maintaining exceptional sanding belt life.

Configuration Examples

Brilliant-1 Cd-L

Combi unit (oblique)


Perfect sanding pattern on solid timber, veneer and lacquer



Brilliant-2 REd-L

Calibration unit and electronically controlled segmented pad unit (oblique)


Perfect sanding pattern on solid timber, veneer and lacquer with even higher efficiency and flexibility





Brilliant-3 CEdH-L

Combi unit, electronically controlled segmented pad unit (oblique) and crossbelt high gloss unit

State of the art configuration for high gloss lacquer finish



Feed Direction



- ① If stock removal of more than 1.5 mm per pass is in demand, KÜNDIG widebelt sanders can be equipped with a **cutter head** supplied by a renowned Swiss producer. Thanks to spirally arranged cutter heads with reversible knives, stock removal of up to 5 mm in just one pass can be achieved.
- ② There is strong growth in demand for structured surfaces. In this case, brass or plastic **structure brushes** are the perfect tool for the job. They are available as an accessory on all of our machines. KÜNDIG also produces complete, dedicated, individually configured brushing-machines.
- ③ For rounding off edges, for use in the window industry and for sanding out the recesses in 5-piece-doors, the **brush-aggregate** is ideally suited. It consists of 21 brushes that oscillate and rotate. It can be mounted at the end of the machine or in between other units.
- ④ For upper and lower processing of a workpiece in one pass, **Technic Botop** Series of machines are available. They're available in all unit-combinations. **KÜNDIG Technic Botex** sanders are special machines to sand just the lower side of a workpiece.
- ⑤ KÜNDIG Premium and Brilliant Series widebelt sanders are very accurate and can reach tolerances of ± 0.1 mm. With our **Technic Precision** line even smaller tolerances of up to ± 0.01 mm can be achieved.
- ⑥ KÜNDIG Sanders are made for decades of use without any degradation in sanding quality. For extreme requirements, for example 24 hour non stop usage we have developed the even stronger **Super-Variant** as an upgrade to our machines.
- ⑦ For exclusively working with lacquer, we recommend our **High Gloss Unit**. The electronically controlled segmented pad with 22 mm Segments and one of the most advanced controlling systems on the market ensures best results possible when it comes to high gloss finishing



Lacquer Package

All of our sanders that have a segmented sanding unit can be equipped with the lacquer package. It includes belt cleaning, extraction ducts, steplessly adjustable sanding belt speed and 22 mm segments instead of the standard 35 mm.



Table Enhancement

The inlet and outlet table enhancement for the machine assists with handling of particularly large workpieces like doors or big windows. The elaborate construction allows quick, space-saving stowage of both collapsible tables.



Workpiece Cleaning

For the cleaning of workpieces there are different options available:

- Air Jet
- Ionising to eliminate static charge on workpiece surface and facilitate dust blow-off, for example on high gloss lacquer workpieces
- Horsehair Brush for gentle cleaning of surfaces



Structure Brush

For structuring surfaces we offer different brass and plastic brushes. They can (just like the horsehair cleaning brush) be easily installed or exchanged in the dedicated drive unit located at the machine outlet.




Belt Insertion Assistance

The belt insertion assistance facilitates changing sanding belts (especially particularly large ones exceeding 2000 mm length or 1350 mm width).



Small Parts Vacuum

For particularly small parts a small parts vacuum can be ordered, which has a suction hole in every indentation of the conveyor belt. Thus generating a significantly stronger vacuum effect.



Extra Inlet Height

Thanks to the massive construction of machine chassis and conveyor table KÜNDIG Sanders can handle extremely heavy parts. With the inlet height upgrade to 450 mm there are now very few limits to workpiece dimensions.



Industrial Tableau

The industrial tableau features a considerably bigger touch screen than the regular tableau. It is designed for touch-screen only operation and abstains from any manual, analogue input options.



A close-up photograph of a computer keyboard and mouse area. The keyboard is white with a grid of keys. A mouse is partially visible at the top. The background is a light blue surface.

Switzerland
Kündig AG
Hofstraße 95
CH-8620 Wetzikon
Tel 043 477 30 01
Fax 043 477 30 09

info@kundig.com
www.kundig.com

Germany
Kündig GmbH
Kindleber Straße 168
D-99867 Gotha
Tel 03621 8786-100
Fax 03621 8786-200

info@kundig.de
www.kundig.de

France
Kündig Sàrl
Le Gardot
F-25500 Montlebon
Tel 03 81 67 42 64
Fax 0041 32 93 61 159

info@kundig.fr
www.kundig.fr

U.K.
Kündig Ltd.
Unit 4, Falcon Place
Burscough, Lancashire
Tel 0845 833 0565
Fax 0845 833 0567

info@kundig.co.uk
www.kundig.co.uk