

MS 35-SF

SAW AND ROUTING MACHINE



Two clean precision mitre cuts to an exact length in one machine cycle. When both pieces are to be joined together or in a frame, then they can be prepared with one or two dovetail slots in precise positions in the cut faces for jointing with Hoffmann Keys. Suitable for work-piece sizes maximum 90 x 90 mm. Hoffmann Key sizes W-1/2/3. Ideal for cutting profiles for glazing beads, cornices, plinths etc. in wood, aluminium or plastic at 45°. It can also be used solely as a Double Mitre Saw, to cut to length profiles such as glazing beads, cornices plinths etc. in wood, aluminium, and plastic. At 45° angles.

Function

- The work-piece is laid on the table and positioned for cutting.
 - The start button is pressed to begin the machine cycle and the profile is clamped.
 - Both saw units cycle from above to make the mitre cuts.
 - The parts remain clamped whilst the tables open to allow the router units to rout one or two dovetail slots.
 - The machine tables close and the finished work-piece is removed.
 - The profile is fed through the machine till the cut face is against the digitally positioned fence stop. The next machine cycle begins.
- The measurement of the profile length is determined by manual positioning of the fence stop

Technical data

Electrical supply	3ph/N/PE 230/400 V 50/60Hz 5.4 kW
Pneumatic	6 bar
Saw motors	2 x 2.2 kW / Bohrung 30 mm
Router motors	2 x 0.5 kW / Spannange 6 mm
Motor speed	Saw motor 3000 1/min. / Router motor 24000 1/min
Control	SPS
Clamping	pneumatisch
Material size	B 90 mm x H 90 mm
T/C tipped saw blade	Ø 350 mm x 30 mm
Router depth	0-70 mm
Extraction ports	2 x Ø 120 mm
Hoffmann Key sizes	W 1 / 2 / 3
Dimensions W/D/H	1470 / 950 / 1620 mm
Weight	680 kg
Order No.	M 107 0000


Technical changes without notice.



Hoffmann GmbH Maschinenbau


Mergelgrube 5 · 76646 Bruchsal (Germany)
 Phone +49 7251 9544-0 · Fax +49 7251 9544-44
 info@hoffmann-schwalbe.de · www.hoffmann-schwalbe.de






Machine details

1. Clamping cylinder Individually isolated (8 pcs) with rubber pads
2. T/C tipped saw blades
3. Length stop, Digital measurement system
4. Operating area
5. Start button
6. Emergency stop button
7. High speed angle motors
8. Router tooling
9. Extraction channel




Double mitre saw

1. Aluminium tables
2. Drive belts
3. Saw spindle and bearing
4. Extraction channel
5. Chip-breaker



Option

Sawing / Drilling



High precision cut and safe working

Further special improvements were made to the Double Miter Combination machine MS 35-SF. The Hoffmann design team developed technology which reduced the vibrations created on the saw blades. This resulted in an increase in the precision and accuracy of both mitre cuts so that no further work was required prior to joining. This uncompromising accuracy is particularly important when the finished surface joint is visible.

This high quality cut as well as high quality routing is achieved by almost vibration-free running of the machine, the body of which is extremely robust and weighs about 700 kg. A chipbreaker provides a chip-free cut. Another feature is the extremely low noise level which is immediately noticeable.