

Panel dividing saws of the 2 series
HPP 200





The 2 series – and your cutting operations are as versatile as your craft

The HPP 200 saw offers you exactly what you need in a woodworking shop to cut panels horizontally: power, precision and above all the necessary flexibility. This starts with the technology: the HPP 200 gives you the choice of numerous technology options, allowing you to configure your machine to meet your needs. This ensures that you always remain flexible and have a saw that can grow in line with your demands. Typically HOMAG – **YOUR SOLUTION.**

Find out more here: www.homag.com

VIDEO:



[HPP 200](#)

Contents

- 04 HPP 200
- 06 Standard features
- 12 Optional features
- 23 Technical data

Cutting edge for small quantities – the 200 series

With the HPP 200, you are opting right from the start for a saw that is a byword for precision and flexibility in cutting processes. It is ideal for craft businesses and always prepared for more.




THE HIGHLIGHTS

- Available with 80 mm saw blade projection instead of 60 mm on request
- Optionally with a saw carriage speed of up to 120 m/min
- All-round protective guard
- Manual pressure regulation in the operating area
- Prepared for simple storage system integration



Standard features

Mechanical engineering of outstanding quality and cutting-edge technologies are standard with the HPP 200. This is admittedly an exceptionally high standard in this performance class, but then, after all, it is not without good reason that you choose a HOMAG saw.



The standard version is more than the sum of its parts

Whether you're looking at the patented side pressure device or the rugged HOMAG clamps, the standard version of the HPP 200 offers impressive leading-edge technologies for your production process.



Program fence for precision and dimensional accuracy

The compact, electronically controlled program fence with clamps and precision guides has an electro-magnetic measuring system that guarantees dimensional accuracy of +/- 0.1 mm – at travel speeds of up to 80 m/min. Even minimal trims and dust cuts are possible. The measuring system entails absolutely no wear and no maintenance.

Rugged pressure beam for first-class cut quality

The large-area pressure zone directly at the cutting line allows vibrations to be reduced to a minimum. This results in accurate, clean cuts, for books too.



Clamps: perfection down to the last detail

HOMAG's rugged clamps position the material gently and accurately over the cutting line. The clamps in positions 2 and 4 are available as an option.



Additional start / stop button

A very practical and ergonomic solution – especially when cutting long strips or large panels that make accessing the operator console difficult.



HOMAG patent: central side pressure device

- Integrated directly in the saw carriage. This shortens cycle times by up to 25% in comparison with conventional systems
- The contact pressure is infinitely variable – ideal for thin panels, laminates or sensitive materials



Chopping edge on the right-angled fence

With the help of the chopping edge, waste strips can be disposed of quickly and easily. The robust chopping edge is within easy reach of the operator and ideally positioned on the right-angled fence, allowing waste to fall directly into the container – for improved ergonomics.



Manual pressure control

The HPP 200 comes fully prepared for cutting pressure-sensitive panels. You can adjust the pressure of the clamps and the pressure beam to suit your particular panel material by simply using the two manual controls conveniently located in the front operating area.

VIDEO:



[Central side pressure device](#)



[Chopping edge](#)



Saw carriage

The saw carriage consists of a heavy-duty steel construction with main saw, scoring saw and central side pressure device.

Its strong points:

- Infinitely variable saw carriage speed
- High precision, low noise, maintenance free
- Fast saw blade change thanks to Power-Loc
- Saw carriage speed up to 120 m/min (as an option)



Power-Loc

This really easy-to-use, fast clamping system speeds up blade changes on both main saw and scoring saw.

- Automatic adjustment of scoring saw blade

VIDEO:



[Power-Loc](#)

Illustrations partially demonstrate the technical principle but are not an exact depiction of the machine version described. Optional features, for example, may be shown.

Designed from A to Z for efficiency


The best solutions are those that benefit you every day without you really noticing – and the HPP 200 boasts plenty of these as standard features.



Made-to-measure control system – CADmatic 4 PRACTICE

Developed especially for production processes in panel dividing technology, this control software delivers optimized processes.

- Easy-to-understand operating software
- Automatic adjustment of scoring saw blade
- Graphically supported diagnostics
- 19" TFT flat screen monitor



ecoPlus – because efficiency starts with the use of resources

Energy, time, material and personnel are all precious resources. Whoever conserves them increases productivity and saves costs. The ecoPlus technologies from HOMAG help you to achieve this aim, providing countless innovations that save energy and reduce your operating costs. What's more, ecoPlus reduces CO₂ emissions, thereby helping to protect the environment. A worthwhile investment twice over.

Find out more in the "ecoPlus" brochure.

VIDEO:



[ecoPlus](#)



Optional features

Special challenges call for special solutions. Nothing could be easier. Simply choose the appropriate optional features and configure your HPP 200 to meet your specific production requirements. So you get exactly **YOUR SOLUTION**.

Made-to-measure feeding solutions

Smoothly running cutting processes begin with appropriate customized feeding solutions. The choice is yours!



Easy2Feed

Easy2Feed promises automatic feeding at a budget price. This optional feature saves time and space, is very ergonomic and can be retrofitted. The core element is a compact scissor lift table, which can be comfortably loaded by forklift truck.

- For the 3800 mm and 4300 mm cutting lengths
- Panels upwards of 9.5 mm thickness can be fed

- Maximum panel size: 3 100 x 2 200 mm (3660 x 2220 mm for the 4300 mm cutting length)
- Stack height 460 mm (standard version)
- Lifting table in pit on request
- For material that can be push-fed
- Feed roller conveyor on the side available as option




Feeding solutions for craft businesses

HOMAG offers economical feeding solutions and compatible storage system integration for the HPP 200: for instance, a combination with a single-axis gantry system or a horizontal storage system from HOMAG Automation.

The advantages of a saw-storage combination:

- Ideal for craft businesses
- Small footprint
- Attractive price
- Saw and storage system perfectly coordinated
- Automatic feeding for small panel saws
- Perfect handling – even with just one machine operator
- Easy, ergonomic operation
- Storage system controlling the saw



Power Concept PRACTIVE

Power Concept PRACTIVE allows several strips with different cross cuts to be cut to length together. Power Concept PRACTIVE achieves this by means of:


- An additional clamp which works independently
- Clamps on the program fence that can be raised out of the work area if necessary
- Re-sorting the strips directly at the saw so that they are ideally matched to Power Concept PRACTIVE. This is based on existing optimization data for shortest machining times

The benefits:


- Up to 40% higher output
- Significantly shortened cutting cycles
- Significantly improved material flow
- High material throughput
- Lower costs per cut
- Attractively priced high-tech solution with minimum space requirement
- Precision cutting of even very narrow strips

POWER CONCEPT


Up to **40%** more output



Lower costs per cut



Significantly improved material flow



High material throughput

Illustrations partially demonstrate the technical principle but are not an exact depiction of the machine version described. Optional features, for example, may be shown.

More power and potential on demand

The 2 series is also ahead of the field in terms of optional features for higher throughput and cutting a greater diversity of materials.



Manual trim stops

With these, your saw can also master material with overhanging laminates or veneers. The trim stops are integrated in the clamps and are simply flipped forward when required:

- Rugged
- Gentle handling of sensitive materials with overhanging laminates or veneers
- Precise positioning



Pneumatically operated trim stops

The trim stops are attached to the clamps and are activated as needed by the CADmatic machine control.

- Rugged
- Gentle handling of sensitive materials with overhanging laminates or veneers
- Precise positioning

VIDEO:



[Trim stops](#)


Cuts almost everything

Intelligent optional features ensure it can tackle practically all the tasks and materials required in the cutting process.



The perfect postforming cut

- Ensures perfect cuts on sofformed and postformed parts
- Maximum saw blade projection: 44 mm



Greater visibility while maintaining safety

The all-round protective guard on the rear machine table is equipped with a window as standard. All side elements can also be equipped with a window on request. This ensures greater visibility while maintaining safety levels.



Movable air cushion table

The movable air cushion table is easily moved along linear guides and offers you a mobile work surface and storage area. It allows you to move small panels, large panels or books of panels more ergonomically and with less risk of damage.



Machine table equipped with air jets throughout

Anyone working with sensitive material or especially heavy panels and books will benefit from the machine table being equipped with air jets throughout.

Additional clamps

A 'gripping' option. So that your saw can securely clamp even big, thin or smooth panels.

More power for the main saw

The HPP 200 can be equipped with a stronger main saw motor. This allows you to increase the power from 7.5 kW to 9.2 kW.

Gentle material handling

Additional rollers on the edge of the air cushion table ensure especially gentle handling of material and lessen the effort required.

Higher speed and throughput

- Saw carriage speed of up to 120 m/min instead of the standard 80 m/min
- Higher saw blade projection of 80 mm instead of 60 mm

VIDEO:



[Postforming](#)



[Air cushion tables](#)

Extras for other useful cuts

Efficient panel cutting is the strength of the HPP 200, but that is by no means all it has to offer, especially when equipped with the following optional features.



Kerfing

This option saves you an entire production step in subsequent processing. This is because your saw will also groove the panel material.

VIDEO:



[Kerfing](#)



Cut-out and stress-elimination cut

Tension in the material is released when it is cut and can affect the quality of dimensions and cuts. The stress-elimination cut can provide a solution here. Systematic preliminary cuts can be defined during optimization and release the tension in the material. The additional cut-out feature also allows you to produce both cut-outs and intermittent grooves in panels, as are required, for example, for kitchen sinks or doors.

VIDEO:



[Cut-out function](#)



[Stress-elimination cut](#)

module45 – giving your saw the scope to produce bevel cuts

With this innovation, you can produce all cuts and bevel cuts using just one saw. Without changing station, efficiently and flexibly, at seamlessly adjustable angles ranging from 0 to 46 degrees.



The benefits of module45

- Low investment costs, great benefits
- You no longer need a sliding table saw for bevel cuts
- Higher energy efficiency as two machines in one
- Easy one-man operation
- Less waste and higher quality thanks to less transport damage as the material remains on the one machine
- Greater ergonomic benefits and higher reliability than a circular saw
- Unbeatable value for money
- Retrofit on request

The technology

- module45 consists of a stationary saw carriage with a swiveling saw blade that can be seamlessly adjusted to angles of 0 to 46 degrees
- When viewed from the front, the unit is integrated in the air cushion table on the far left
- The table plate can be opened, allowing easy access to the saw carriage for changing saw blades
- Other features include dedicated systems for contact pressure and dust extraction, plus a fold-down right-angled fence for maximum handling flexibility at the front of the saw

Incorporate bevels into cutting patterns

Now you can also incorporate bevel cuts into your cutting patterns: either using the Cut Rite optimization software when preparing work in the office, or when inputting the patterns directly in CADmatic. With module45, parts for processing are then adjusted such that all the operator needs to do is enter the angle of the bevel and start the cut.


VIDEO:



[module45](#)

Sophisticated optimization and identification

With needs-based hardware and software from HOMAG you can get even more out of your HPP 200.



Optimize your saw controller: CADmatic 4.1 PROFESSIONAL
 CADmatic 4.1 PROFESSIONAL is designed for greater ease of use, offering integrated touch operation and an array of additional features on request.
Find out more in the "CADmatic" brochure.



Cut Rite cutting optimization software

Efficiency through planning: The key benefits of the Cut Rite software can be summed up in this short phrase. With this leading software solution, you can optimize waste and systematically lower overall costs for cutting.

- Optimized project control
- Efficient cutting processes
- Full control of costs
- Faster calculations

Find out more in the "Cut Rite" brochure.

Add-on module CADplan

As an alternative to the comprehensive Cut Rite optimization software, CADplan, an add-on module for CADmatic, can also be used to perform small optimization jobs directly at the saw.

Label printer

The label printer from HOMAG allows you to print customized labels directly at the saw and design them to include bar codes, text and graphics if required. If you also use our Cut Rite optimization software, instructions for downstream CNC machining can also be included on the labels. In this way, you can integrate the saw perfectly in your production flow.

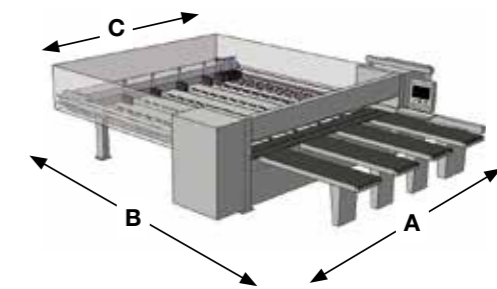
TECHNICAL DATA*	
Model	HPP 200
Saw blade projection (mm)	60 (80 as option)
Cutting length (mm)	3200/3800/4300
Program fence speed (m/min)	up to 80 **
Saw carriage speed (m/min)	up to 80 (120 as option)
Main saw motor (kW)	7.5 (9.2 as option)
Scoring saw motor (kW)	1.1
Average total air requirement (NI/min)	150
Required compressed air supply (bar)	6
Extraction system (m³/h)	3300 (26 m/sec)
Working height (mm)	920
Air cushion tables (mm)	3/3/4 x 1800

* Values refer to the standard version

** Forwards 25 m/min

*** Dim. A: incl. 64 mm for extraction connection, dim. C: standard program fence width

MACHINE DIMENSIONS***			
	A (mm)	B (mm)	C (mm)
HPP 200			
HPP 200/32/32	5307	6037	3587
HPP 200/38/32	5867	6037	4147
HPP 200/38/38	5867	6637	4147
HPP 200/43/32	6457	6037	4737
HPP 200/43/38	6457	6637	4737
HPP 200/43/43	6457	7187	4737



VIDEO:



[Manual labeling](#)

HOMAG Plattenaufteiltechnik GmbH

Holzmastrasse 3
75365 Calw-Holzbronn
Germany
Tel. +49 7053 69-0
info-holzbronn@homag.com
www.homag.com



For the success of original technology.
A VDMA Campaign