


BIESSE ROVER B EDGE

NC edgebanding machining centre



When competitiveness
means maximum
productivity, even with
the most complex
machining
operations



Made **In** Biesse

The market demands

a change in manufacturing processes, enabling companies **to accept the largest possible number of orders**. This is coupled with the need to maintain high quality standards whilst offering product customisation with quick and defined delivery times, as well as responding to the needs of highly creative designers.

Biesse meets these requirements

with **technological solutions** that enhance and support technical expertise as well as process and material knowledge. Edgebanding machining centres from the **Rover B Edge** range allow users to carry out machining operations to shape and edgeband panels on a single machine.


The wide range of sizes, availability of working units and technologies, means that the Rover B Edge is ideal for medium to large as well as prototype production environments.

- ✓ **Unique technological solutions for optimal performance.**
- ✓ **Optimal edge grip.**
- ✓ **Full workability with large panels.**
- ✓ **Reduced tool changeover time.**
- ✓ **Slick and efficient production flow.**

Working centres for shaped edgebanding



ROVER B EDGE



Unique technological solutions for optimal performance


For an modest investment, the Rover B Edge range of machines boasts technologies which are unique within the market.



2 Y-axes for maximum productivity, making it possible to machine two panels simultaneously as well as changing tools whilst the machine is still running, which ensures continuous machining operations.



The **compact edgebanding unit** allows users to edge small panels with internal radii.






The automatic edging **feeder**, mounted on the X carriage, allows the user to change between thin or thicker edges during the same machining cycle.



Thin or thick edges, either pre-cut or coiled, with **automatic or manual feeding**.



Storage of up to 6 coils of tape on the machine to facilitate quick tape change-over.




Robust edgebanding

Edgebanding has always been based on the process of applying glue directly to the panel; Biesse has followed this principle, which is universally used in straight edgebanding, on shaped edgebanding operations performed by machining centres.

ROVEREDGE

Maximum bonding, possibility of applying thin edges and 3D transparent edges, easy maintenance and panel cleaning during the machining cycle. A perfect combination of Biesse technology and Italian genius.



Optimal edge adhesion




Similar to straight line edgbanding machines the glue is applied directly to the panel to achieve maximum adhesion. Thin and transparent (3D), as well as thicker and more rigid edges are supported.



Glue feed occurs during the machining process via the granule feeding system within in integrated glue head. With the glue being stored in granules, only the required quantity is released for melting. This ensures optimal adhesion whilst preserving the glue characteristics.

Optimal edge pressure quality during gluing on shaped panels thanks to the twin roller **edge pressure system**.



Facility to apply thick edges even on small radius curves, thanks to the **edge heating lamp**.



(Optional) video-camera for the easy set up of critical materials or dimensions.



Glue melting in **Teflon-coated pots** equipped with sensors and level gauge. This supports quick and easy maintenance operations and the comprehensive monitoring of glue levels for automatic reloading.



Presser roller quick changeover kit with reduced diameter version. This ensures the correct pressure is delivered when switching from thick to thin edges as well as small radius curves.



Additional glue pots fitted with quick-release electrical system for PU granule adhesives.

Exceptional finish quality

Biesse uses the same high-tech components for all machines in the Rover range.

Finishing aggregates for edgebanding operations.



A complete range of aggregates for all machining operations.



In order to achieve maximum adhesion the use of a blower unit is recommended to clean the panel edge prior to the application of both the glue and tape.




Blower aggregate.



Blower unit.



Cold or hot air blower unit.



4-outlet blower unit for edgebanding strip finishing aggregates.

Machine customisation depending on different production requirements

A team of specialist pre-sales engineers understand production requirements and can offer advise to achieve the optimal machine configuration.

4-axis configuration



A full configuration of the working unit supports the execution of different types of machining operations whilst ensuring a high finished product quality.



5-axis configuration.



The cutting edge 5-axis working group enables the machining of complex shapes with maximum quality and precision.



Practical design

The transparent polycarbonate reinforced protection door is designed to guarantee maximum visibility for the operator. Fitted with 5-colour LEDs indicating the machine status, it ensures that the processing phases can be easily and safely monitored.

BIESSE IDENTITY

An innovative yet simple design is the hallmark of Biesse's distinctive identity.

The perfect combination of Italian genius and taste.

ROVER

Maximum working precision maintained over time

The Gantry structure has been designed to improve the precision and reliability of machining operations.



Rigidity and lack of vibration ensures consistent and reliable quality of machined components.



The **double X-axis motorisation** supports high speeds and accelerations whilst ensuring high quality finish and precision.


Full workability with large panels

The rigid structure of the machine and the width of the Y axis allows users to machine panel widths of up to 1930 mm with all available tools.



Choose from a comprehensive range of bed sizes to facilitate the machining of all panel sizes.

- Rover B Edge 1638
- Rover B Edge 1650
- Rover B Edge 1667
- Rover B Edge 1684
- Rover B Edge 1950
- Rover B Edge 1967
- Rover B Edge 1984



Two machines in one: the full functionality and quality of a true pantograph table are guaranteed by the **CFT (Convertible Flat Table)**, which supports the machining of thin panels, nesting and folding.

A photograph of three business professionals in a meeting. A man in a dark suit and tie is on the left, looking towards the center. A woman in a light grey blazer is in the middle, with her hands clasped and looking towards the right. A woman in a dark blue blazer is on the right, smiling. The background is a bright, modern office setting with a white wall and some greenery.

Slick and efficient production flow

Design of integrated lines
over 100 metres long.

BiesseSystems provides a full project consultancy and management service to companies who wish to implement integrated technology solutions for their manufacturing processes.

A team of sector experts, capable of understanding and anticipating company needs, work with the customer from inception through to system installation and commissioning.

Over 300 systems
sold worldwide.

- ✓ Design and installation of turn-key systems.
- ✓ Design and installation of automated and integrated production lines.
- ✓ Upgrading, refurbishment and integration of pre-existing production systems.



Maximum operator safety

Biesse machines are designed to enable operators to work in complete safety.



Pressure-sensitive floor mats provide the safety and security which enables the machine to operate at its constant maximum speed.

Perimeter guards with front access door.






22 overlaid layers of **side curtain guards** to protect the working unit, which are flexible to enable the machine to work at maximum speed in total safety.



Remote control panel for direct and immediate operator control.

Maximum visibility of machining operation.
LED bar with 5 colours showing machine status in real time.



High-tech becomes accessible and intuitive



bSolid is a 3D CAD CAM software program that supports the performance of any machining operation thanks to vertical modules designed for specific manufacturing processes.

- ✓ **Planning in just a few clicks, with endless possibilities.**
- ✓ **Simulating machining operations to visualise the piece ahead of manufacturing and have some guidance for the planning phase.**
- ✓ **Virtual prototyping of the piece to avoid collisions and ensure optimal machine efficiency.**

Watch the **bSolid** ad at: youtube.com/biessegroup



bSolid



Simplifying edgebanding programming



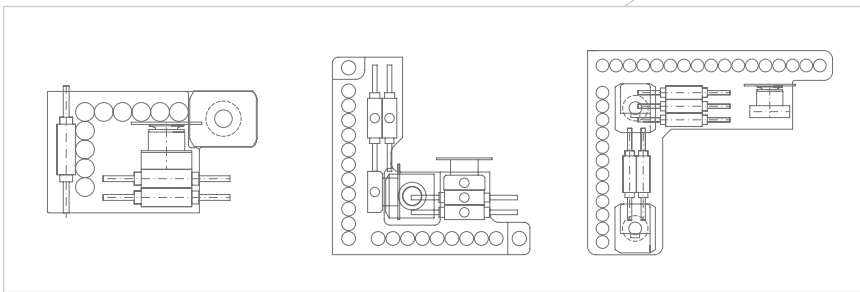
bEdge is a bSolid plug-in,
seamlessly integrated for
edgebanding planning.

- ✓ Sequential allocation of edgebanding operations.
- ✓ Easy to understand and operate.
- ✓ Maximises efficiency of the edgebanding head.

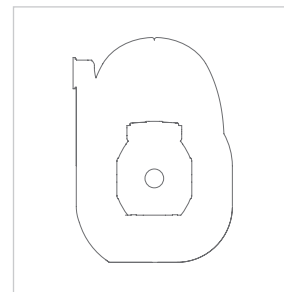
bEdge



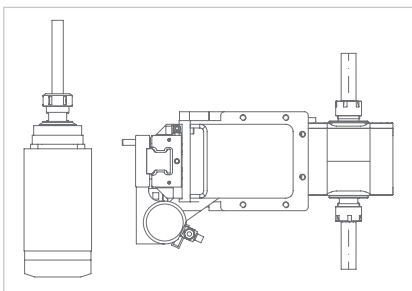
Working unit configuration



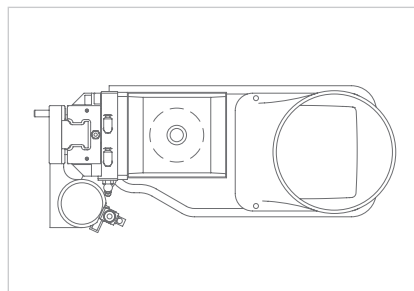
Boring heads available from 9 to 30 spindles: BH17, BH30L, BH40L.



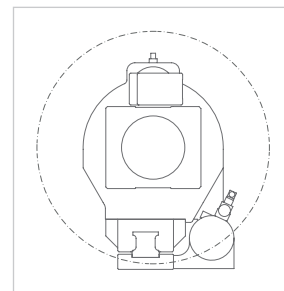
Milling unit with air or liquid cooling, ISO 30, HSK F63 and HSK E63 couplings and power from 13.2 to 19.2 kW.



1 or 2 outlet horizontal milling units.



6 kW vertical milling unit.



Multi-function, with 360° rotation.



Electrospindles, boring heads and aggregates are designed and manufactured for Biesse by HSD, the global leader in the mechatronics sector.



New **C Torque axis**: more precise, quicker, more rigid.



The new **BH30 2L boring head** is equipped with automatic lubrication and a metal dust extraction cover which, together with liquid cooling guarantees maximum precision and long term reliability.



Fixed vertical motor dedicated to additional milling machining operations (slot, anti-splintering, etc.).



Horizontal motor with one outlet for lock routing and horizontal machining operations.



The NC controlled **multi-function unit** can be infinitely positioned on a 360 (degree) rotation. It can also be used to house aggregates for specific machining operations such as pocketing for locks, hinges, deep horizontal holes and edge-trimming.

Optimal cleaning of machined components and work area



Motorised conveyor belt for the removal of chips and waste.

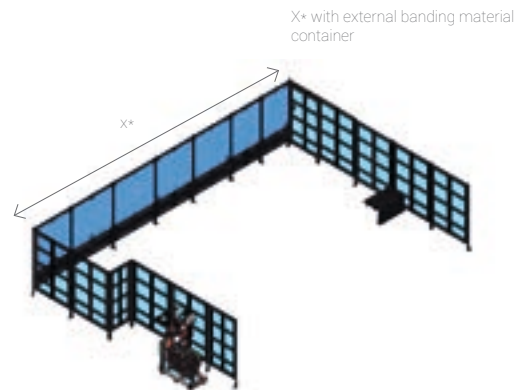
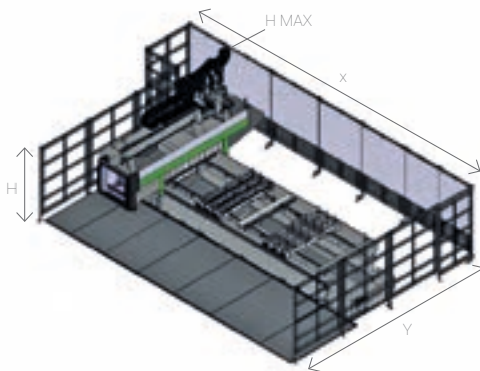


NC controlled chip **deflector**.



6-position (for 4 axes) and 13-position (for 5-axes) adjustable **suction hood**.

Technical specifications



Working fields

	X	Y	X	Y	Z
	routing and drilling		edgebanding		
	mm/inch	mm/inch	mm/inch	mm/inch	mm/inch
Rover B Edge 1638	3855/151.7	1600-1650/62.9-64.9	2900/114.1	1600-1650/62.9-65.3	200/7.8
Rover B Edge 1650	5055/199	1600-1650/62.9-64.9	4100/161.4	1600-1650/62.9-65.3	200/7.8
Rover B Edge 1667	6735/265.1	1600-1650/62.9-64.9	5780/227.5	1600-1650/62.9-65.3	200/7.8
Rover B Edge 1684	8415/331	1600-1650/62.9-64.9	7460/293.6	1600-1650/62.9-65.3	200/7.8
Rover B Edge 1950	5055/199	1880-1930/74-75.9	4100/161.4	1920-1930/75.5-75.9	200/7.8
Rover B Edge 1967	6735/265.1	1880-1930/74-75.9	5780/227.5	1920-1930/75.5-75.9	200/7.8
Rover B Edge 1984	8415/331.2	1880-1930/74-75.9	7460/293.6	1920-1930/75.5-75.9	200/7.8

Axes speed X/Y/Z	85/85/30m/min	278.8/278.8/98.4 foot/min
Edges thickness	0.4-3mm	0.016 to 0.118 inch
Panel thickness for edgebanding strip processing	10-60mm	0.394 to 2.36 inch
Available coils	02/04/06	

Working dimensions

	X	X*	Y	H	H MAX
	mm/inch	mm/inch	mm/inch	mm/inch	mm/inch
Rover B Edge 1638	8415/331.2	8680/341.7	5990/235.8	2000/78.7	2650/104.3
Rover B Edge 1650	9620/378.7	9860/388.1	5990/235.8	2000/78.7	2650/104.3
Rover B Edge 1667	11280/444	11520/453.5	5990/235.8	2000/78.7	2650/104.3
Rover B Edge 1684	12980/511	13220/520.4	5990/235.8	2000/78.7	2650/104.3
Rover B Edge 1950	9620/378.7	9860/388.1	6340/249.6	2000/78.7	2650/104.3
Rover B Edge 1967	11520/453.5	11280/444	6340/249.6	2000/78.7	2650/104.3
Rover B Edge 1984	12980/511	1320/51.9	6340/249.6	2000/78.7	2650/104.3

The technical specifications and drawings are non-binding. Some photos may show machines equipped with optional features. Biesse Spa reserves the right to carry out modifications without prior notice.

A weighted sound pressure level (LpA) during machining for operator workstation on vane-pump machine Lpa=79dB(A) Lwa=96dB(A) A-weighted sound-pressure level (LpA) for operator workstation and sound power level (Lwa) during machining on cam-pump machine Lwa=83dB(A) Lwa=100dB(A) K measurement uncertainty dB(A) 4

The measurement was carried out in compliance with UNI EN 848-3:2007, UNI EN ISO 3746: 2009 (sound power) and UNI EN ISO 11202: 2009 (sound pressure levels at workstation) during panel machining. The noise levels shown are emission levels and do not necessarily correspond to safe operation levels. Despite the fact that there is a relationship between emission and exposure levels, this may not be used in a reliable manner to establish whether further measures need to be taken. The factors determining the exposure level for the workforce include length of exposure, work environment characteristics, other sources of dust and noise, etc. i.e. the number of other adjoining machines and processes. At any rate, the above information will enable the operator to better evaluate dangers and risks.

Service & Parts

Direct, seamless co-ordination of service requests between Service and Parts.
Support for Key Customers by dedicated Biesse personnel, either in-house and/or at the customer's site.

Biesse Service

- ✓ Machine and system installation and commissioning.
- ✓ Training centre dedicated to Biesse Field engineers, subsidiary and dealer personnel; client training directly at client's site.
- ✓ Overhaul, upgrade, repair and maintenance.
- ✓ Remote troubleshooting and diagnostics.
- ✓ Software upgrade.

500 / Biesse Field engineers in Italy and worldwide.


50 / Biesse engineers manning a Teleservice Centre.

550 / Certified Dealer engineers.

120 / Training courses in a variety of languages every year.

The Biesse Group promotes, nurtures and develops close and constructive relationships with customers in order to better understand their needs and improve its products and after-sales service through two dedicated areas: Biesse Service and Biesse Parts.

With its global network and highly specialised team, it offers technical service and machine/component spares anywhere in the world on-site and 24/7 on-line.



Biesse Parts

- ✓ Original Biesse spares and spare kits customised for different machine models.
- ✓ Spare part identification support.
- ✓ Offices of DHL, UPS and GLS logistics partners located within the Biesse spare part warehouse, with multiple daily pick-ups.
- ✓ Order fulfilment time optimised thanks to a global distribution network with de-localised, automated warehouses.

87% / of downtime machine orders fulfilled within 24 hours.

95% / of orders delivered in full on time.

100 / spare part staff in Italy and worldwide.

500 / orders processed every day.

Made **With** Biesse

Biesse Group technology supports the manufacturing efficiency of the world's largest furniture manufacturers.

"We were looking for a solution that would be so innovative that it would satisfy all our needs at the same time," states the manufacturing manager of one of the world's largest furniture manufacturers.

"Most of our production was already made using numerical control tools, but now everything that we produce is made with these technologies.

This is why it was necessary to increase our production capacity. Biesse offered a solution that we liked very much, a ver-

itable range of processing centres and automatic magazines. Innovative, fascinating and decidedly powerful.

With Biesse we defined a "turnkey" solution to be planned, built, tested, installed, inspected and commissioned within a precisely defined schedule".

Source: excerpt from an interview with the manufacturing manager of one of the world's largest furniture manufacturers.



Biesse Group

In

1 industrial group, 4 divisions.
and 8 manufacturing sites.

How

€ 14 million p/a in R&D and 200 patents registered.

Where

30 branches and 300 agents/certified dealers.

With

customers in 120 countries, manufacturers of furniture,
design items and door/window frames, producers of
elements for the building, nautical and aerospace industries.

We

2,800 employees worldwide.

Biesse Group is a global leader in the technology for
processing wood, glass, stone, plastic and metal.

Founded in Pesaro in 1969, by Giancarlo Selci, the
company has been listed on the Stock Exchange (STAR
segment) since June 2001.

 **BIESSEGROUP**

 **BIESSE**

 **INTERMAC**

 **DIAMUT**

MECHATRONICS

