


# Finger jointing lines Turbo-S

Patented high-capacity shaper combination

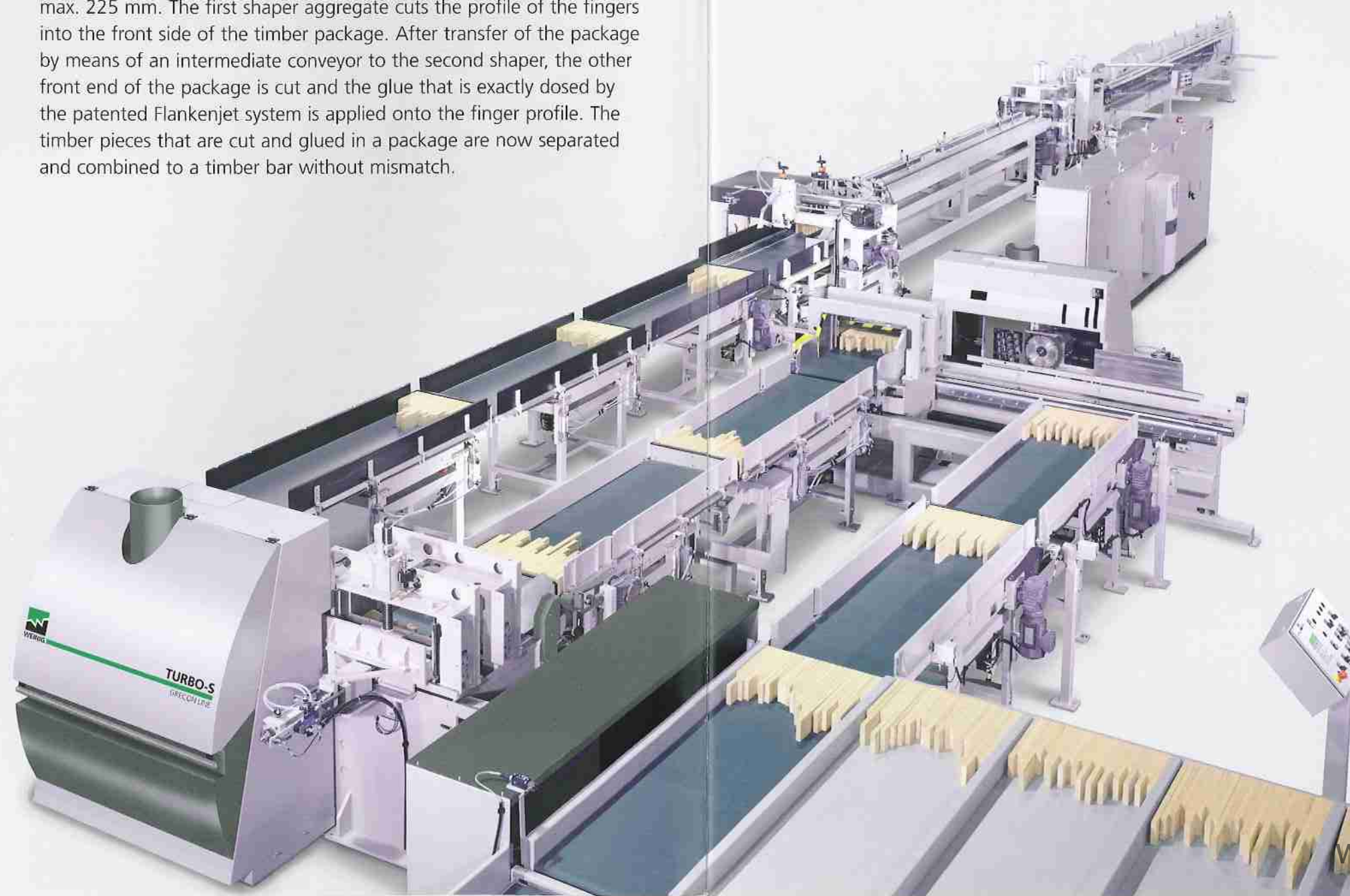



## GRECON finger jointing lines Turbo-S

### 5 machine variants for economical and efficient production

The Turbo-S finger jointing line is a Grecon patented shaper combination for the production of horizontal and vertical finger joints that is characterised by its high capacity. The modular design of the system makes individual adaptations to customer's requests possible.

The timber pieces are first aligned on the front side and then chipped at right angles by means of the servo-feeding system on the finger jointing line with a package width of 600 mm and a shaper height of max. 225 mm. The first shaper aggregate cuts the profile of the fingers into the front side of the timber package. After transfer of the package by means of an intermediate conveyor to the second shaper, the other front end of the package is cut and the glue that is exactly dosed by the patented Flankenjet system is applied onto the finger profile. The timber pieces that are cut and glued in a package are now separated and combined to a timber bar without mismatch.



#### The Turbo-S model


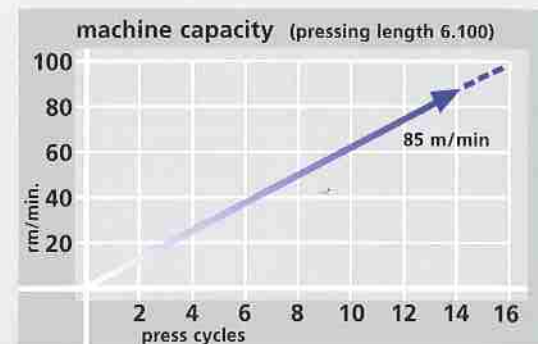
- Frequency-controlled feed motors guarantee an exact positioning of the timber pieces in the hydraulic finger joint press in connection with an automatic length measurement.\*
- The integrated saw cuts the timber bar into the requested outfeed lengths and a pneumatic or servo-controlled lateral thrust device conveys the timber bar into the press channel. Charging is now possible simultaneously with pressing. A capacity of 14 press cycles/min. can be achieved. Cut-to-length saws can be installed at the out feed area of the press.
- Optionally upper and lower scoring units are available that make the cutting of edge fingers without breakout possible in connection with the Weing cutter spindle.
- Precision finger joints of highest stability ensured by our tooling developed according to the latest technical stand.

\*Other press models such as multi-joint presses and continuous presses can also be used for producing endless timber bars.

## GRECON finger jointing lines The fastest way to a high added value

The finger jointing process is proven as the most stable method of timber longitudinal joints. The one who needs this technology has no other alternative than to take GRECON. We are the experts and have been the worldwide market leader for more than 25 years.

GRECON finger jointing technology aims at highest precision. This means lowest dimensional allowances, timber losses and overheads. All machines are characterised by operational ease. Thus, residual timber preparation and revaluating by finger jointing becomes easy and profitable for you!



## Tools for any type of application: Optimized tooling for exact finger jointing



**An excellent tool configuration** including scoring saws from the top and bottom, hoggers and cutters (adjustable within a 1/100 mm range) is the basis of the production of precise finger joint profiles. The scoring saws are synchronized to prevent tear out. The indirect drive of the maintenance-free WEINIG built tool spindles ensures high capacity reserves and vibration-free processing of short timber pieces. This ensures precise joint quality without any chip-out from the finger base to finger point and an absolutely tight finger joint.

**FlankenJet glue application system**  
The glue application system developed by GRECON provides for an exactly proportioned and specific glue application all the way down to the finger base, even with critical profiles. The glue film is distributed on the entire surface of the joints; nevertheless glue savings are realized. Almost all readily available glues can be used even those with separate glue and hardeners.



## Finger jointing lines Turbo-S Standards and options

The matrix shows the significant features of difference between the single models. Your GRECON expert gives you any requested information taking your individual needs into consideration.

**Turbo-S 1000**

Capacity vertical jointing: (30 x 90 x 400 mm) 57 m/min.  
Capacity horizontal jointing: (20 x 50 x 350 mm) 29 m/min.

**Turbo-S 3000**

Capacity vertical jointing: (30 x 90 x 1500 mm) 85 m/min.  
Capacity horizontal jointing: (20 x 50 x 1300 mm) 85 m/min.



Facts	Turbo-S 1000/1500/2000/2500/3000
Infeed length	150-1000, 150-1500, 150-2000, 150-2500, 150-3000 mm
Timber width	40-205 mm
Timber thickness	20-80 mm
Outfeed length	3000-6100 mm**
Thrust force	120 kN/12t (145 kN /14,5t)
Timber cross section at a finger length of 10/11 mm (softwood)	100 cm (120 cm <sup>2</sup> )
Timber cross section at a finger length of 10/11 mm (hardwood)	80 cm (96 cm <sup>2</sup> )
Capacity m/min. (vertical jointing)	data: see layout left-hand
Capacity m/min. (horizontal jointing)	data: see layout left-hand
Feeding system	compartment-type feeding (automatic packaging)
Shaper types	package shaper combination
Transfer	Automatic
Press	two-channel press, finger joint assembly, continuous press
Production statistics	○
Diagnosis system	●
Multiple lengths	●
Timber tear-out prevention (scoring unit at the bottom)	○
Timber width min. 30 mm	○
Timber width max. 225 mm	○
Timber thickness min. 16 mm	○
Timber thickness max. 100 mm	○
Shuffling limit stop	●
Timber monitoring	●
Splinter protection	●
Glue application system FlankenJet	●
Communication (teleservice)	○
Capacity reserve cutter spindle drives (50 kW)	○
Servo-controlled shaper table	●
Drive of shaper	37 kW
Drive of hogger (+ scoring unit)	11,5 (15) kW

\*\* Other infeed lengths upon request

Technical modifications reserved. Information and figures in this brochure also include special equipment which is not part of the standard scope of supply. Protection covers partially removed for the photos.

● Standard ○ Option