

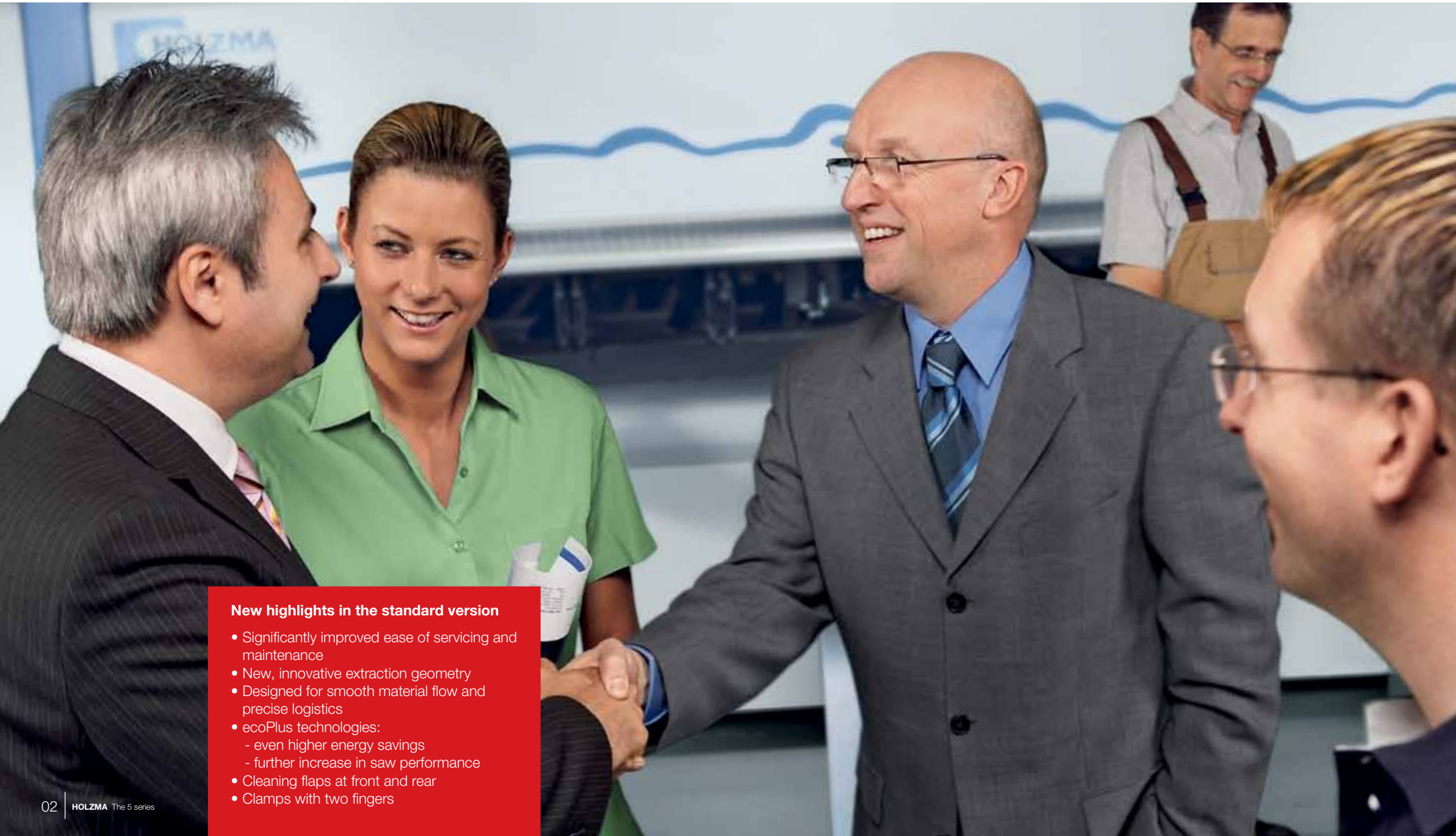
Power redefined



The 5 series:
HPP 500 | HPL 500 | HKL 500
Version 2015/1

True greatness – the 5 series

Performance is a question of capability and capacity. HOLZMA has combined the two in the 5 series. These high-performance saws have long been renowned for their uncompromising technology and formidable material throughput. HOLZMA has gone a step further with the new 5 series. Features such as significantly enhanced ease of servicing and maintenance as well as design improvements in the overall extraction geometry are convincing examples of this. The result is a significant increase in service life, combined with greater flexibility in configuring the individual saws.



New highlights in the standard version

- Significantly improved ease of servicing and maintenance
- New, innovative extraction geometry
- Designed for smooth material flow and precise logistics
- ecoPlus technologies:
 - even higher energy savings
 - further increase in saw performance
- Cleaning flaps at front and rear
- Clamps with two fingers

Contents

04	HPP 500 profiLine
06	HPL 500 profiLine
08	HKL 500 profiLine
10	Standard features
16	Standard features for HPL and HKL models
18	Optional features
32	Optional features for HPL and HKL models
38	Technical data

HPP 500 profiLine

The HPP 500 profiLine boasts innovative technologies and a uniquely rugged design.
A saw blade projection of 150 mm or 170 mm ensures top performance.

Highlights at a glance

- Cutting lengths of up to 6 500 mm
- Equipped with high-end technologies



HPP 500 profiLine. Illustration may show optional equipment. Safety fence obligatory.


HPL 500 profiLine

The HPL 500 profiLine is equipped with a heavy-duty lifting table for automatic feeding. This again significantly speeds up the manufacturing process.



Highlights at a glance

- Short production cycles due to automatic feeding
- Extremely rugged and designed for maximum operational demands
- Cutting lengths of up to 6500 mm



HPL 500 profiLine. Illustration may show optional equipment. Safety fence obligatory.

HKL 500 profiLine

The HKL 500 profiLine angular saw unit impresses with maximum output in a very short time. Fully automated and very powerful, this saw will drive your production to new heights of performance.

- Highlights at a glance**
- Angular saw unit for use in industry
 - High output due to fully automatic rip and cross cutting
 - Cutting lengths of up to 5 600 mm
 - Suitable as a stand-alone solution or for integration in production lines



HKL 500 profiLine. Illustration may show optional equipment.
Safety fence obligatory. Photo shows an older model.

Standard features

Standard features
HPP 500 | HPL 500 | HKL 500

You think ahead. So does HOLZMA. This is clearly reflected in the standard features.
You benefit from state-of-the-art, high-precision technology.

Program fence for precision and dimensional accuracy

- Resistant to torsion and bending
- Electronically controlled
- Accurate linear guidance on H-girder
- Electromagnetic measuring system guarantees positioning accuracy of +/- 0.1 mm, thus allowing minimal trim and dust cuts
- No wear and no maintenance

New!

Revised pressure beam guide principle for long service life and lasting precision.



ecoPlus: state-of-the-art technology for energy savings of at least 20%

- The standby button, a standard feature, puts the saw in an energy-saving standby mode at the touch of a button
- All models with IE3 motors
- Variable speed control by means of a modern bypass circuit for all models with frequency-controlled main saw motor
- Patented rocker raises just the main saw blade, while the motor remains in position – this saves energy
- The light sensor on the saw carriage has its own blower unit (option), which utilizes the air discharged from the main saw motor
- The new geometry of the saw carriage boosts extraction efficiency
- Intelligent optional feature: load-dependent control of the air cushion
- All models with the HOLZMA energy monitor for consumption monitoring
- Lower energy requirement thanks to optimized extraction

- Numerous innovations for improved ergonomics and smooth production processes
- More information in the ecoPlus brochure.

Pressure beam

- Heavy-duty design
- Very short cycle times due to dynamic pneumatic system
- Convincing extraction results achieved by special geometry in the pressure beam – dust is extracted without any swirling and via the shortest route, also through the right-angled fence
- Micro-joint technology: the gaps for the optional clamps are firmly sealed, but can be opened very easily if required
- Clip-in brushes (patented) fitted inside the gaps for the clamps seal the pressure beam and prevent dust from escaping. Clip principle allows fast, easy brush replacement
- CADmatic automatically controls the contact pressure of the pressure beam for the specific workpiece – always over the entire cutting length, thus ensuring minimum torsion

XXL cutting length

The HPP 500, HPL 500 and HKL 500 are also available with a 5600 mm or 6500 mm cutting length if desired.



SORB TECH advantages over steel girder designs:

- 10 times better vibration dampening
- 20% higher sound absorption
- 30% longer saw blade life
- 40% lower consumption of primary energy during its production



Clamps

- Rugged clamps, all with two fingers
- Gentle positioning of material
- The bottom fingers of the clamps can be removed to allow the clamp base to be cut in perfect alignment – a fast means of adjustment
- Contact pressure can be adjusted (manually) to suit each particular material, independently of the book height
- Short, compact design with double, through piston rod in every clamp – material is held with greater precision and guided more gently
- The top fingers of the clamps do not exert any leverage; instead, they are lowered horizontally and their entire contact surface rests on the material. This increases the throat depth and ensures material is held firmly
- Automatic clamp activation prevents damage to edges (option)
- Designed for continuous, multi-shift operation

HOLZMA patent: central side pressure device

- Integrated directly in the saw carriage, thus shortening cycle times by up to 25% in comparison with conventional systems
- Infinitely variable adjustment of contact pressure – according to panel thickness. This allows even thin boards, laminates or sensitive materials to be processed perfectly. This is now complemented by the new, book-height-dependent control of the contact pressure: the higher the book, the greater the pressure

Saw body made of SORB TECH

The faster a machine operates, the higher the susceptibility to vibrations and the noise level. This is why the 5 series saw body (machine base) is made of SORB TECH. This innovative construction material consists of hard stone grit in various sizes that is combined with bonding agents and selective additives to form a casting compound that is tailored to the specific application requirements.

The result: the saw body is extremely torsion-resistant, low on vibration, stress-free, quiet and stable, even after millions of load changes.

- Ensures very precise running of the saw carriage and thus also of the saw blades
- Less wear, longer service lives – this reduces operating costs
- Machine table at a comfortable working height
- 5 series models operate far more quietly than other saws thanks to SORB TECH

Standard features

Standard features
HPP 500 | HPL 500 | HKL 500


New!

- Innovative extraction technologies
- Increased ease of maintenance due to significantly simplified belt change
- Minimized belt wear due to design changes
- The basic version now comes with pneumatic lift for easier maintenance
- Motor lift with electrically driven ball-screw spindle raises the main saw blade (available as option – for even greater speed)
- All settings for main saw and scoring saw can be saved. This allows the pair of saw blades to be fitted after sharpening without requiring any readjustment (available as option if the scoring saw is motor lifted)
- New saw carriage guide with self-adjusting running wheels – patent pending
- A modified sealing system ensures that chips are guided away from the saw blade to the chip channel
- The easily replaceable chip deflector ensures chips are reliably directed towards the chip channel
- Just a small number of central lubrication points – each one clearly marked and easily accessible

CADmatic 4.1 PROFESSIONAL (standard for HKL)

Developed with the needs of the different user groups in mind and individually configurable, the CADmatic control software delivers optimized processes.

- Easy-to-understand operating software
- 3-D real-time process graphics
- 19" TFT flat panel touch screen monitor
- Graphically supported diagnostics
- Improved navigation due to permanent access to all functions
- Improved design for enhanced user-friendliness



Saw carriage

Exceptionally smooth running and low energy consumption are the hallmarks of the 5 series saw carriage.

- Torsion-resistant, compact and rugged basic design of the steel plate body for maximum dynamics and precision
- Infinitely variable feed speed – for precision cutting of demanding materials
- Long-term accuracy of saw blade projection
- Fast, precise and infinitely variable positioning of the main saw blade by means of linear guide system with rocker
- Electrically driven ball-screw spindle raises the main saw blade (available as option – for even greater speed)
- Low-noise, maintenance-free main saw blade drive
- Power-Loc system: fast and easy saw blade change
- Spring-preloaded running wheels (patent pending) – this ensures that the running wheels maintain proper contact even after several years of operation
- Light sensor with blower unit

CADmatic 4.5 PROFESSIONAL (standard for HPP and HPL, optional for HKL)

Intuitive machine control – simple, fast and clearly structured: this is what CADmatic 4.5 PROFESSIONAL stands for. The new operating system comes with the new widescreen monitor. This package goes under the name of powerTouch. It makes controlling the machine a real pleasure.

Handy cleaning flap

Quick and convenient: flaps provide easy access to the area under the saw carriage, allowing easy removal or vacuuming of waste.



Standard features for HPL and HKL models

Standard features
HPL 500 | HKL 500



Separate backing wall

- Not attached to the machine base. This ensures precise cuts
- Feed-stacking, aligning and off-stacking books of panels has no effect on the machine bed



Powerful feeding system

Feeding is performed by the electro-hydraulic four-column lifting table.

- Automatic measurement of book height
- Equipped as standard with longitudinal profiles and sensing device

- Also suitable for thin materials from 9.5 mm upwards. If equipped with the options micro-infeed and hold-back device, suitable for materials from just 3 mm upwards
- Maintenance-free and no lubrication required



Transfer to cross cut saw (HKL 500)

- Cross transfer with sub-level carriage
- Energy-saving motor-driven aligners
- Rollers can be raised/lowered
- Aligning process with clamps, sub-level carriage and right-angled fence
- Lengthwise aligning device in front of the cross cut saw can be raised/lowered



Pull-out device and waste flap at the rip saw (HKL 500)

- Waste flap with rollers for automatic waste removal at the rip saw | 1
- Rip saw pull-out device – onward transport of even narrow strips presents no problems | 2



Basic package


- Machine table equipped with air jets including dustEx technology
- One additional clamp, with 2 fingers

Performance package

- “Saw carriage” dynamics package:
 - Higher saw carriage speed of up to 150 m/min
 - Blow-off device for the photocell
- More powerful main saw motor with either 36 kW (for 50 Hz) or 42 kW (for 60 Hz)
- Main saw and scoring saw motor lifted

Premium package

- “Saw carriage” dynamics package:
 - Higher saw carriage speed of up to 150 m/min
 - Blow-off device for the photocell
- More powerful main saw motor with either 36 kW (for 50 Hz) or 42 kW (for 60 Hz)
- Machine table equipped with air jets including dustEx technology
- Main saw and scoring saw motor lifted
- One additional clamp, with 2 fingers



Everything in view – with video monitoring

- Recommended for large panel saws
- Displayed in the CADmatic control software
- You always have the rear machine table and feed system in view
- Camera pictures can be recorded for error diagnostics and workflow optimization purposes and sent to the HOLZMA Service department

Cutting pattern optimization in the office

HOLZMA increases output and efficiency in panel cutting with its proven optimization software Cut Rite.

- Optimized project control
- Efficient cutting processes
- Full control of costs
- Faster calculations

As an alternative to the comprehensive Cut Rite optimization software, CADplan, an add-on module for CADmatic, can also be used to perform small optimization jobs directly at the saw.

Low-cost storage system integration

HOLZMA offers economically priced feeding solutions for the single saws of the new 5 series, including storage system integration.

- Small footprint
- Attractive price
- Movable in x and y directions
- Saw and storage system are perfectly matched

- Perfect handling – even with just one machine operator
- Easy, ergonomic operation
- “Storage system controls saw” is possible, i.e. the production sequence can be changed by the storage system, if this speeds up the production process

More information, for example about combination with storage systems from HOMAG Automation (previously BARGSTEDT), can be found in the HOLZMA Handling brochure.

Optional features

Optional features
HPP 500 | HPL 500 | HKL 500


Extra impetus for feeding

The automatically driven roller conveyor, integrated in the lifting table, and additional roller conveyors to the side ensure fast stack changeover.



Automatic waste removal (only for HKL)

- Vibrating conveyor: cutting waste that falls through the waste flap collects here | **A**
- Waste chopper: cuts waste into small pieces, facilitating automatic removal of the cutting waste | **B**
- Elevating conveyor belt for waste: transports cutting waste, for example, to a container | **C**



Panel labeling system

The innovation for saws with automatic storage integration: the HOLZMA panel labeling system labels the panel before it is cut – independently of the saw, in non-productive time that hitherto went unused.


- Smallest part size 170 x 170 mm
- Up to 10 labels/min, optionally up to 15 labels/min
- Labeling independent of cutting process

- Saves time, because non-productive time is used productively
- Optimizes handling during destacking, because all the parts are already labeled
- Simplifies and speeds up production processes
- Automated parts tracking
- Can be retrofitted
- For smooth processes



Micro-infeed for thin panels

The micro-infeed option allows thin panels from 6 mm upwards to be pushed onto the rear machine table (provided that their properties meet HOLZMA specifications). Book height is measured by a non-contact, electromagnetic measuring system which is completely maintenance-free.



Turning device for headcuts

- Labor-saving device for operators
- With automatic aligning function
- Significant increase in output
- Process integrated perfectly in the machine cycle
- Less time required for preparation
- Easy operation

Optional features

Optional features
HPP 500 | HPL 500 | HKL 500



Power Concept PROFESSIONAL
Now in video

Illustration shows the principle

Power Concept PROFESSIONAL – for up to 40% higher output

Power Concept PROFESSIONAL allows you to cut strips with different cross cuts together. Power Concept PROFESSIONAL achieves this by means of:

- An additional clamp which works independently
- Clamps on the program fence that can be raised out of the work area if necessary

- Re-sorting the strips directly at the saw so that they are ideally matched to Power Concept PROFESSIONAL. (This is based on existing optimization data for shortest machining times)

The benefits:

- Up to 40% higher output
- Significantly shortened cutting cycles
- Significantly improved material flow
- High material throughput
- Lower costs per cut

- Attractively priced high-tech solution with minimum space requirement
- Precision cutting of even very narrow strips
- Simultaneous feeding and cutting without a separate infeed carriage: the Power Concept PROFESSIONAL clamp positions the last strip at the cutting line while the program fence fetches the next panel or book of panels from the lifting table (HPL)



Pneumatically operated trim stops
Now in video

Illustration shows the principle

Pneumatically operated trim stops

The trim stops are attached to the clamps and are activated as needed by the CADmatic machine control.

- Rugged
- Adjustable to common panel thicknesses
- Gentle handling of sensitive materials with overhanging laminates or veneers
- Precise positioning

Program-activated clamps

This option ensures panel edges are not damaged. Now also possible: clamp activation in “measuring” mode.

Program-activated clamps
Now in video



Patented: camera-controlled scoring saw adjustment

This allows the scoring saw to be adjusted fully automatically (manual adjustment is still possible if desired).

- Optimal measuring results: the camera selects the color of lighting and the exposure time itself
- The simple adjustment takes no longer than a minute
- Adjustment accurate to one hundredth of a millimeter

New!

dustEx – new, innovative horizontal extraction

Higher saw blade projection
(only for HKL 500)

In combination with other optional features, the HKL 500 is also available with a saw blade projection of 180 mm on request. Detailed information is obtainable from HOLZMA's specialists for Systems + Production Lines



Illustration shows the principle

Air jets throughout: the machine table

(standard feature for HKL 500)

Anyone working with sensitive material or especially heavy panels and books will benefit from the machine table being equipped with air jets throughout.

Now with new dustEx technology

HOLZMA was one of the first manufacturers to introduce a machine table with air jets throughout. dustEx is now the next major evolutionary step.

New combination air jets, patent pending, are positioned along the cutting line and transport dust and chips specifically

toward the right-angled fence. They are now picked up here even more effectively thanks to new, innovative extraction technologies.

Recommended: a front and rear dust-trap curtain rounds off the dustEx package (see page 30).

Postforming

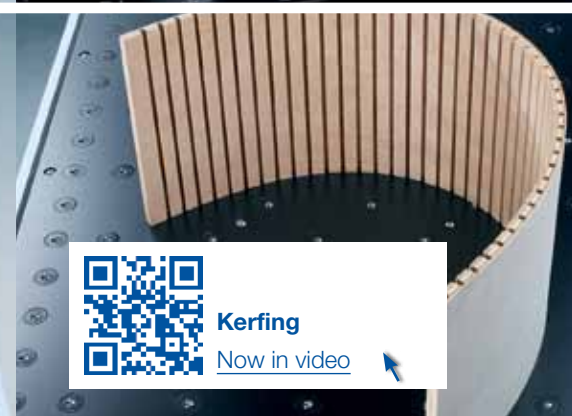
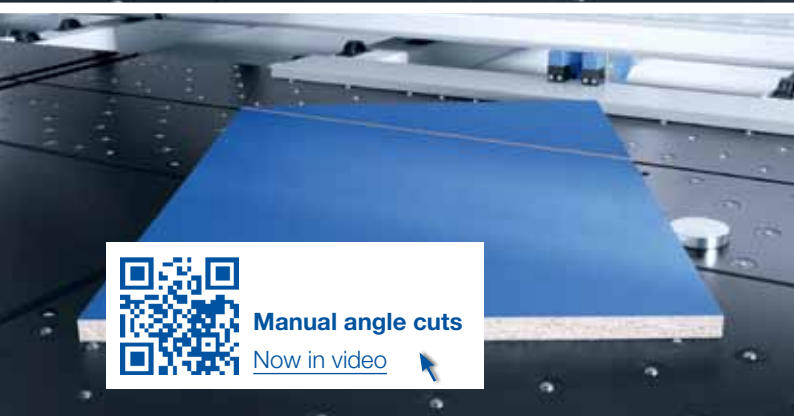

- Vertical-rise scoring saw (VSH) raised by motor
- Ensures perfect cuts on soffformed and postformed parts
- Maximum saw blade projection: 55 mm
- Including automatic adjustment

Automatic outfeed fence

- Pushes panel remnants from the rear machine table across the cutting line to the front
- You no longer need to reach into the cutting area
- Ergonomic

High-precision laser guide beam

- Especially for solid wood, veneered panels and other materials with grain structure
- Pinpoint positioning right down the line



Manual angle cuts

The angle cut device allows you to control angle cuts using the CADmatic control software.

Cut-outs and stress-elimination cut

Tension in the material is released when it is cut and can affect the quality of dimensions and cuts. The HOLZMA stress-elimination cut option remedies this. Systematic preliminary cuts can be defined during optimization and release the tension in the material. The additional cut-out feature also allows you to produce both cut-outs and intermittent grooves in panels, as are required, for example, for kitchen sinks or doors.

Kerfing

This option saves you an entire production step in subsequent processing. This is because your HOLZMA saw will also groove the panel material in both directions – all at top speed and much faster than a processing center could.




 **Label printer**
Now in video 



Start-stop button

- Allows the program sequence to be started independently of the control panel
- Equipped with an emergency stop button




 **Air cushion tables**
Now in video 

Movable air cushion table

The movable air cushion table is easily moved along linear guides and offers you a mobile work surface and storage area. It allows you to move small panels, large panels or books of panels more ergonomically and with less risk of damage.

Longer air cushion tables (not illustrated)


- Length increased from 2160 mm to 2810 mm
- Greater freedom of movement
- Better connection to destacking systems
- Very useful when cutting large-format panels



Tiltable air cushion table


- Prevents thin materials from sagging
- Increases the work surface
- Primarily for large panels
- Folds down for easy access to the cutting line

Illustrations show the principle




Anodized aluminum machine bed plates

The special coating ensures exceptionally gentle material handling. Ideal for materials with highly sensitive surfaces. This option is also included in the "highly sensitive surfaces" package.



Dust-trap curtain on both sides

- Attached to the front and rear of the pressure beam
- Protects operators from dust
- Improves extraction
- Ideal for dust cuts



Automatic angle cut device

This technology completes angle cuts fully automatically, after you have entered the respective data in the CADmatic control.



Ready for large-scale storage system integration

This optional extra ensures that your HOLZMA saw is open for connection to almost all storage systems. Perfectly matched machines and systems from the HOMAG Group ensure maximum performance. Take a look at the HOLZMA Handling brochure for more information.

Options packages

HOLZMA now offers the most important optional features in attractively priced equipment packages:

- Package for highly sensitive surfaces (HPP 500)
- Angle cut package
- Feeding package (HPL 500)
- Grooving and cut-out package
- Labeling package
- Cut Rite package PRACTICE
- Cut Rite package PROFESSIONAL
- "Saw carriage" dynamics package for increased speed up to 150 m/min

Additional clamps

- For an even better grip on thin, narrow or smooth materials
- For increased material throughput

Higher performance due to automated feeding from the front

The automated feeding system Econolift achieves a significantly higher material throughput in a shorter time. The result: more efficiency with less manpower.



- Automated feeding from the front
- Can be retrofitted at any time

Illustration shows the principle

Optional features for HPL and HKL models

Optional features
HPL 500 | HKL 500

Further options are available for the HPL 500 and the HKL 500. They can be individually configured to match your specific requirements, allowing you to get maximum performance from your HOLZMA saw.



Hold-back device

The micro-infeed option |A can be combined with the hold-back device |B for thin panels from a thickness of 3 mm upwards.

Robot handling of offcuts

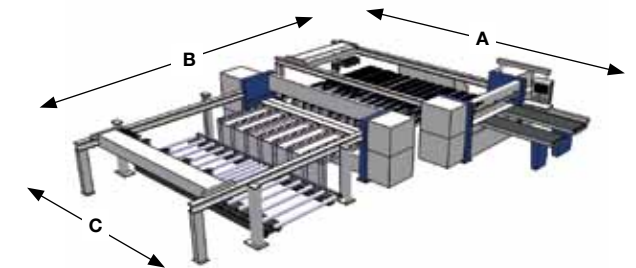
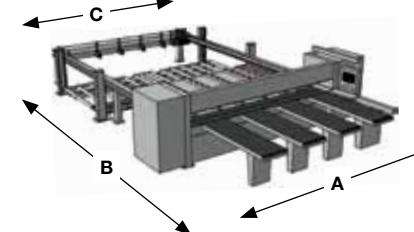
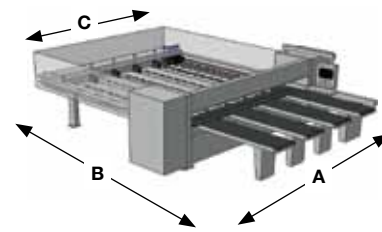
The new saw-robot combinations from HOLZMA and HOMAG Automation (previously LIGMATECH) maximize efficiency in offcuts handling. The principle: a custom-designed robot with a 6-axis articulated arm is positioned directly next to the saw. It automatically fetches all the offcuts from

a separate buffer table, stores them in a space-saving vertical shelving system with up to 500 slots – and retrieves them, again fully automatically, when they are needed. That saves any amount of time, creates order and optimizes material yield.

The HOLZMA 5 series at a glance

Technical data
HPP 500 | HPL 500 | HKL 500

Size, performance, features: the most important technical data for the 5 series can be seen here at a glance. If you would like to know more then simply ask your HOLZMA sales consultant. He will be pleased to give you detailed information.



Technical data*	HPP 500	HPL 500	HKL 500
Saw blade projection	150 mm (170 mm as option) 5.91" (6.69" as option)	150 mm (170 mm as option) 5.91" (6.69" as option)	150 mm (170 mm as option) 5.91" (6.69" as option)
Cutting length, cutting width	3200/3800/4300/5600/6500**** mm 126"/150"/169"/220.5"/256" ****	3200/3800/4300/5600/6500**** mm 126"/150"/169"/220.5"/256" ****	Rip saw: 3200/4300/5600 mm 126"/169"/220.5" Cross cut saw: 2200/2700 mm 86.6"/106.3" 2200 mm 86.6"
Lift table width		2200 mm 86.6"	
Program fence speed **	90 m/min 295.2 ft/min	90 m/min 295.2 ft/min	Rip saw: 90 m/min 295 ft/min, cross cut saw: 140 m/min 459 ft/min
Saw carriage speed	up to 130 m/min (150 m/min as option) up to 426.4 ft/min (492 ft/min as option)	up to 130 m/min (150 m/min as option) up to 426.4 ft/min (492 ft/min as option)	up to 130 m/min (150 m/min as option) up to 426.4 ft/min (492 ft/min as option)
Main saw motor	18 kW (36 kW or 42 kW as option) 24.5 HP (49 HP or 57 HP as option)	18 kW (36 kW or 42 kW as option) 24.5 HP (49 HP or 57 HP as option)	18 kW (36 kW or 42 kW as option) 24.5 HP (49 HP or 57 HP as option)
Scoring saw motor	2.2 kW 3 HP	2.2 kW 3 HP	2.2 kW 3 HP
Average total air requirement	240 NI/min 8.47 cfm	240 NI/min 8.47 cfm	460 NI/min 16.24 cfm
Compressed air requirement	6 bar 87 psi	6 bar 87 psi	6 bar 87 psi
Dust extraction	6000 m³/h (7200 m³/h****), 26 m/sec 3531 cfm (4237 cfm****), 85.3 ft/sec	6000 m³/h (7200 m³/h****), 26 m/sec 3531 cfm (4237 cfm****), 85.3 ft/sec	13100 m³/h (14600 m³/h****), 26 m/sec 7709 cfm (8592 cfm****), 85.3 ft/sec
Max. stack height without pit	-	660 mm (up to 4300 mm cutting length) 26" (up to 170" cutting length) 550 mm (from 5600 mm cutting length) 22" (up to 220" cutting length)	660 mm (up to 4300 mm cutting length) 26" (up to 170" cutting length) 550 mm (from 5600 mm cutting length) 22" (up to 220" cutting length)
Max. stack weight	-	4 t 8816 lb	4 t 8816 lb
Working height	1020 mm 40.2"	1020 mm 40.2"	1020 mm 40.2"
Air cushion tables	3/3/4/5/6 x 2160 mm 3/3/4/5/6 x 85"	3/3/4/5/6 x 2160 mm 3/3/4/5/6 x 85"	2 x 2160 mm 2 x 85"

Machine dimensions ***			
HPP 500	A	B	C
HPP 500/32/32	6235 mm 245.5"	6693 mm 263.5"	3660 mm 144.1"
HPP 500/38/32	6795 mm 267.5"	6693 mm 263.5"	4220 mm 166.2"
HPP 500/38/38	6795 mm 267.5"	7293 mm 287.1"	4220 mm 166.2"
HPP 500/43/32	7385 mm 290.7"	6693 mm 263.5"	4810 mm 189.4"
HPP 500/43/38	7385 mm 290.7"	7293 mm 287.1"	4810 mm 189.4"
HPP 500/43/43	7385 mm 290.7"	7843 mm 308.8"	4810 mm 189.4"
HPP 500/56/56	8735 mm 343.9"	9843 mm 387.5"	6160 mm 242.5"
HPP 500/65/65	9735 mm 383.3"	10908 mm 429.5"	7160 mm 281.9"

Machine dimensions ***			
HPL 500	A	B	C
HPL 500/32/16	6235 mm 245.5"	9318 mm 366.8"	3660 mm 144.1"
HPL 500/38/22	6235 mm 245.5"	10078 mm 396.8"	3660 mm 144.1"
HPL 500/38/16	6795 mm 267.5"	9318 mm 366.8"	4220 mm 166.2"
HPL 500/38/22	6795 mm 267.5"	10078 mm 396.8"	4220 mm 166.2"
HPL 500/43/22	7385 mm 290.7"	10078 mm 396.8"	4810 mm 189.4"
HPL 500/56/22	8735 mm 343.9"	11418 mm 449.5"	6160 mm 242.5"
HPL 500/65/22	9735 mm 383.3"	12308 mm 484.6"	7160 mm 281.9"

Machine dimensions ***			
HKL 500	A	B	C
HKL 500/32/22	9170 mm 361"	13850 mm 545.3"	3636 mm 143.2"
HKL 500/43/22	10320 mm 406.3"	13850 mm 545.3"	4786 mm 188.4"
HKL 500/56/22	11670 mm 459.4"	13850 mm 545.3"	6136 mm 241.6"
HKL 500/56/27	11670 mm 459.4"	16190 mm 637.4"	6136 mm 241.6"

* Values refer to the standard version

** In EU countries, Switzerland and Liechtenstein, forward speed is restricted to 25 m/min


*** Dim. A: incl. 64 mm for extraction connection.
Dim. C: standard program fence width; there are wider dimensions for the lifting table with HPL and HKL machines

**** For the cutting lengths 5600 mm and 6500 mm

***** Only right-handed version

All dimensions subject to change

This brochure was given to you by:



**Choose the Original
Choose Success!**

For the Success of Original Technology
A VDMA Campaign

Printed 05/15. Part number: 4-099-70-0132
Subject to technical change without notice. Misprints and errors excepted.
Illustrations may show optional equipment.



A company of the HOMAG Group



HOLZMA Plattenaufteiltechnik GmbH

Holzmastrasse 3
75365 CALW-HOLZBRONN
GERMANY

Tel. +49 7053 69-0

Fax +49 7053 6174

info@holzma.de

www.holzma.com

www.youtube.com/holzma

www.twitter.com/holzma

www.facebook.com/holzma