



 **LOGOSOL**

Multi-Head Planer/Moulders

Profitable processing from day one!

You can confidently choose LOGOSOL when you are going to work with wood. We have sold over 25 000 sawmills and more than 10 000 planer/moulders. We also have over 25 years of experience as a market leader in the field of small-scale wood processing. Every day we talk to customers all over the world who realize their dreams by using our machines. We have affordable solutions that suit most projects!

The equipment you buy from us today can be supplemented with other machines and easily be upgraded with new modules and attachments as your business grows.

“Wood processing is a profitable occupation, whether it is for personal use or for selling. Smelling the scent of wood, working with a log, which then will become something lasting, this is something I wish many people got the opportunity to experience!”

Our wide range of products extends up to industrial production. Each product is covered by a warranty package that includes generous warranties, support from skilled technicians, and machines that keep a high value. All our machines are CE marked and we attach great importance to your safety.

You are welcome to visit LOGOSOL's website logosol.com for more information on products, warranties and shipping.

Bengt-Olov Byström

Bengt-Olov Byström
Bengt-Olov Byström started Logosol in 1989. The company is still owned by the Byström family, with its headquarters in Sweden.



**Largest in the field
of small-scale wood
processing**

**Reliable deliveries
all over the world**

**Over 20 years
of experience
in the trade**

**Family-owned with
customer-oriented
service**



What do you want to build? One small building project can suffice for making your planer/moulder purchase pay off!



From board to moulding with LOGOSOL's planer/moulders



Your planer/moulder comes ready to run. Just connect a chip extractor.



Mount moulding knives in the cutter heads to produce the moulding you want.



Set the final dimensions using the sturdy cranks and levers, and the clear scales.



From the control panel you operate all cutters and the feed unit.



Your board has turned into a valuable finished product!



LOGOSOL PH260 Four-sided planer/moulder

The world's most sold foursider!

A complete planing-moulding mill in a compact format

LOGOSOL PH260 is a complete planing-moulding mill, for the big leisure interest or the joinery and construction trade. Making your own wooden mouldings is a profitable form of wood processing for most building projects. With a PH260 you have everything you need for getting started with a much sought-after production. The machine is easy to use and easy to own. You can plane and mould the timber on all four sides in one operation. In LOGOSOL's tool catalogue there are hundreds of different standard profiles to choose from. You can also order your own design or reproduce old profiles, which can be of great value if you, for instance, want to renovate an old house.



Big vision panel in the cover. Easy to monitor the process.

30 mm spindles. A wide range of profiles. Mounting knives in all cutter heads only takes you 10-20 minutes.

Exact setting. Clear scales with 0.1 mm steps.

Separate motor for each cutter. You can make all imaginable kinds of mouldings from all sorts of wood!

Rustproof, requires minimal maintenance.

Can be equipped with castors for easy moving.



Timber dimensions PH260

4-sided machining

Width: 15 to 260 mm
Height: 10 to 100 mm

Planing

Width: 410 mm
Height: 230 mm

2-sided machining

Width: 300 mm
Height: 10 to 230 mm



The machine pictured is equipped with optional accessories.

7514-000-0000	PH260, incl. variable feed 2-12 m/min	
7505-000-0005	PH260 ECO	
7500-000-1000	In- and out-feed tables (price/item)	

You can find product videos, manuals and handbooks on LOGOSOL's website. All our products can be ordered from our e-store.

Included when buying a PH260

- ✓ Planing knives in all cutters
- ✓ Toolkit
- ✓ Setting block for planing knives
- ✓ Spacers

Profitability from day one!

- ✓ Comes ready to run. You can produce up to 720 linear metres an hour from the first day.
- ✓ You operate the machine in a comfortable working position; the machined timber comes out at waist level.
- ✓ Stable structure. Sturdy cast-iron machine table, where the bottom cutter and the side cutters are fitted.
- ✓ The settings for different machined products are logical and easy to understand. You get a good result at once!

PH260 ECO – New unique 4-sided planer/moulder

A unique four-sided planer/moulder, available in a new price range. The functions of this machine are more than adequate for most building projects, and are ideal when you primarily want to plane and mould for your own consumption.

- ✓ Machines dimensions up to 260x100 mm on four sides
- ✓ Planes up to 410 mm in width
- ✓ Simple settings and clear scales in steps of 0.1 mm
- ✓ Impressive performance and quality
- ✓ Superb surface finish
- ✓ Can do everything from picture rails to house timber

Differences compared to the PH260

- ✓ Lower price
- ✓ The motor for the top cutter is somewhat smaller (3 kW instead of 4 kW)
- ✓ Fixed feed, 5 m/min, instead of 2-12 m/min.
- ✓ No vision panel in the cover
- ✓ No internal hoses (the hose is to be directly connected to the duct at the cutter)

See more in the comparison table on page 67.



Plane, mould and produce wood products, for your own consumption or for selling. Contact LOGOSOL for tips and good advice!



The disc on the crank shows the height settings in tenths of a millimetre.



A lot of wood joists of different dimensions are needed for a building project.



PH260 can produce mouldings, flooring, and panelling for ceilings and walls, in all possible styles.

LOGOSOL PH260 Four-sided planer/moulder

Produce mouldings, joists and decking with carefully selected knives

Starter package with knives for the planer/moulders PH260, PH360 & PH365



You can do all this and much more with the starter package!

The package includes: 14 pairs of moulding knives of HSS and 3 pairs of gibs.

The starter package of moulding knives enables you to produce a wide range of profiles. Look at the examples of knife combinations to the right. Let the examples of wood profiles inspire you, but you can do a lot more with the starter package!

With the PH360 starter package comes an other type of knife gibs for the top cutter.

Starter package with moulding knives and gibs for the PH260

TB90-009

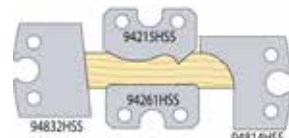
Starter package with moulding knives and gibs for the PH360/PH365

TB90-008

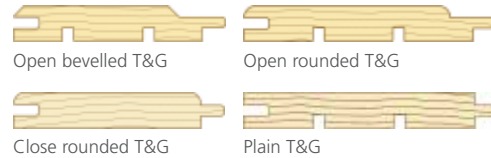
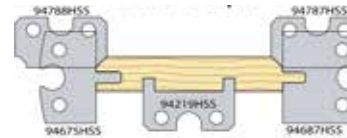
Examples of wood profiles you can make with the knives in the starter package



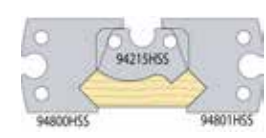
SKIRTING BOARDS Included in the starter package!



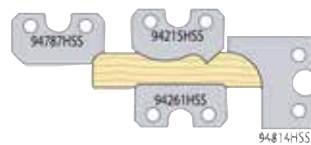
PANELLING Included in the starter package!



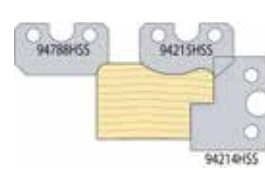
CORNICES Included in the starter package!



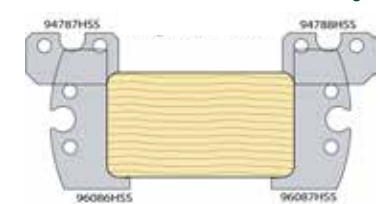
CASINGS Included in the starter package!



WAINSCOT MOULDINGS Included in the starter package!



JOISTS & DECKING Included in the starter package!



Produce joists and decking of different dimensions.
Width (PH260): Up to 260 mm. Width (PH360): Up to 360 mm.
Height: Up to 60 mm.

LOGOSOL PH260 Custom-made knives

Careful restoration at reasonable prices

A large portion of our customers buy machines from us to renovate old houses. Over the years, we have recreated uncountable moulding and panelling profiles to our customers' orders. Projects that are among the most profitable for a small planing-moulding mill, are commissions to restore old buildings to their original condition. We will help you order reasonably priced custom-made moulding knives.

Recreate old wood mouldings



Contact LOGOSOL for information!



TIP! Get moulding profiles from the closed-down local planing-moulding mill.



Recreated royal mouldings

When the Amalienborg castle in Denmark needed to be renovated, Pål Davidsson's special joinery company was contacted. He received sample pieces of the original mouldings, ordered custom-made knives and machined dense pine with his PH260. Today, the cornices are in place in the castle, hand-gilded with gold leaf.

Make mouldings for an entire home

With the four-sided planer/moulder LOGOSOL PH260 you can produce mouldings that suit your own or your customers' requirements. Setting your own stamp on your home is always trendy. Take a closer look in our tool catalogue to get inspired by different profiles and styles.



Technical data: PH260

Dimensions and weight

Length: 1100 mm
Width: 900 mm
Height: 970 mm
Weight: 420 kg

Electrical system

Total output: 12.2 kW, Eco 11.2 kW
Electrical connection: 3-phase, 400V, 16A

Feed


Standard: 2-12 m/min.
Option: 4-24 m/min.

Chip management

Suitable chip extractor:
LOGOSOL's 3 or 4 kW.

Four-sided machining

The PH260 planes and moulds all four sides in one operation. You can easily produce all kinds of mouldings and panelling.



Cutter heads PH260

Top horizontal cutter

Diameter: 72 mm
Width: 410 mm
Power: 4 kW
Rotational speed: 6000 rpm
Take-off when planing:
Max. 8 mm
Profile protrusion: Max. 20 mm

Power: 3 kW
Rotational speed: 6000 rpm
Take-off: 0 to 4 mm
Profile protrusion: Max. 5 mm

Side cutters

Spindle diameter: 30 mm
Cutter height: Max. 100 mm
Diameter: Max. 140 mm
Power: 3 kW
Rotational speed: 6000 rpm

Bottom horizontal cutter

Diameter: 72 mm
Width: 300 mm

We are experts at small-scale wood processing.
You are welcome to call us to find out more!

LOGOSOL PH360 Four-sided planer/moulder

Industrial machine in sleek format

You can find product videos, manuals and handbooks on LOGOSOL's website. All our products can be ordered from our e-store.

LOGOSOL PH360 is a stable four-sided planer/moulder for professional production. Its compact design gives you high capacity and a perfect result. You can plane and mould the timber on all four sides in one operation. In LOGOSOL's tool catalogue there are hundreds of different profiles to choose from. This machine is easy to use, and you can expect full production from day one.

30 mm spindle gives you a great freedom of choice when it comes to tools.

Separate motor for each cutter. You can do all imaginable kinds of processing with all sorts of wood!

You control the entire process, even the chip extractor, from a control panel.

Easily accessible lever for quick adjustment of the side fence.

Fold-up feed table for better access around the machine.

The cranks for setting height and width have counters enabling you to read the tenths easily.

All controls on the same side; you can place the machine close to a wall to save space.

Quick adjustment of the feed tables. A jointer stop gives extra stability when you are machining floorboards, glulam or furniture material.



Timber dimensions PH360

4-sided machining
Wisth: 360 mm
Height: 10 to 150 mm

Planing
Width: 510 mm
Height: 230 mm

2-sided machining
Width: 410 mm
Height: 10 to 230 mm



7536-000-0000	PH360, incl. variable feed 3-15 m/min
---------------	---------------------------------------

Included when buying the PH360

- ✓ Planing knives in all cutters
- ✓ Setting block for planing knives
- ✓ In- and out-feed tables
- ✓ Toolkit
- ✓ Spacers

An investment that quickly pays off!

- ✓ The same planer/moulder delivers everything from quarter rounds to timber beams with professional results.
- ✓ You machine in a comfortable working position. The machined timber comes out at waist level.
- ✓ Sturdy cast-iron machine table, where the bottom cutter, the side cutters and the feed tables are fitted.
- ✓ The top cutter and feed rollers are adjustable in height as a unit. The height over the fixed machine table is set between 10 mm and 230 mm.
- ✓ The machine table is always at the same height. It is easy to integrate the planer/moulder in a production line.
- ✓ The planer/moulder can be supplemented with a fifth cutter.




The moulding knives are easy to replace.
Order standard or according to your own design!

Download the tool catalogue on logosol.com

Plane, mould and produce wood products, for your own consumption or for selling. Contact LOGOSOL for tips and good advice!



Mechanical counter for both the horizontal cutters and the side cutters.



Glulam beam, machined on all four sides, with slightly rounded edges.



Our planer/moulders are perfect for custom-made knives. A common request is wide floorboards for old houses.



Of machined plank timber you can quickly produce a small house. You make the seals with System Linus.

LOGOSOL PH360 Four-sided planer/moulder

Do like many PH360 owners – make money on your machine!

Start with the right profile!

Starter package PH260/360/365

LOGOSOL has made a selection of moulding knives that can be used as a base for production of profiled wood products.

The starter package includes the same as the PH260 package, but with gibs that fit the PH360/365.

See the whole starter package on page 6.

The picture shows a small selection of the mouldings and panelling that can be produced with LOGOSOL's planer/moulders.



TB90-008

Sell ready-made cabins!

Timber with rounded exterior side (D-log)

The package includes:

Log moulder knife set, D-log 6-8" (150-200 mm), incl. gibs.

You can mould material for finished log cabins with unique detail solutions.



7536-001-1505

Let the customer decide!

Custom-made at reasonable prices

Many customers want custom-made profiles and this can become a profitable focus for your planing and moulding business. We will help you order knives with your own design, so you can offer your customers unique solutions at a reasonable price.



Sample pieces of mouldings. We make custom knives according to your requirements!

Contact Logosol for more information!

Pro tools – last longer and increase efficiency

Cutter set for exterior cladding

Make bevel lap cladding with unprocessed exterior side. Complete set incl. 2 pairs of 40 mm TB90-knives of HSS. 94341HSS & 94342HSS)



WP52500

More protrusion than with moulding knives!

T&G cutters

Suitable for professional machining of large quantities of T&G timber. The length of the tongue is 6 mm.



WP51502	Groove cutter	
WP51501	Tongue cutter	

Adjustable cutter, joist & decking

For those who are going to produce a lot of joists and decking timber with few adjustments. Rounded edges, 3 mm radius. Cutter set of two parts, adjustable between 19 mm and 50 mm by means of included spacers.



WP51045

Serrated back cutter

Serrated back cutters are suitable for professional machining with large knife protrusions, for deep profiles and high production. Price excl. knives.



Customize your profiles with serrated back knives!

7000-000-9098



A profitable niche

Many people dream of a log house, and the market for unique solutions is big. Offer your customers turnkey cabins. Or why not building your own dream house?



Many want custom-made!

The Bertilsson brothers outside Marma in Sweden, have already machined over 10 000 metres with their newly bought PH360. Harry shows the board with samples of mouldings and panelling the customers can choose from. Many want to have custom-made profiles. With that in mind, it is especially good to choose LOGOSOL!

LOGOSOL PH360 Four-sided planer/moulder



Small, unique series or large productions?
PH360 can do everything with perfect result!

Find your business concept!

- ✓ Joiner
- ✓ Window and door maker
- ✓ Staircase maker
- ✓ Log house builder
- ✓ Floor maker
- ✓ Garden shed and cabin builder
- ✓ Sauna builder
- ✓ Office decorator
- ✓ Boat builder
- ✓ Toymaker



ORDER THE TOOL CATALOGUE!

You find 180 pages of cutter heads, circular sawblades, gibs, planing and moulding knives and other cutting tools in LOGOSOL's tool catalogue. Available for free download on logosol.com.



Are you thinking of starting your own business? Tell us about your business concept and we will help you find the right equipment!

Expert advice included!

We have close contact with customers all over the world who have started their own businesses within small-scale wood processing using our machines. As experts within this field we know what it takes to succeed. If you have any thoughts or questions you are welcome to contact us!



Technical data: PH360

Dimensions and weight

Length: 2970 mm
Width: 1125 mm
Height: 1430 mm
Weight: 675 kg

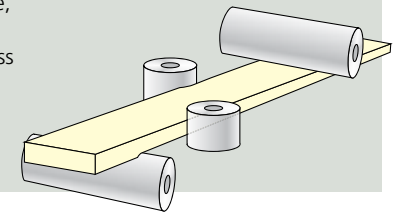
Four-sided machining

PH360 planes and moulds all four sides in one operation. You can easily produce all kinds of mouldings and panelling.

Electrical system

Total output: 16.25 kW (22 hk)
Electrical connection: 3-phase, 400 V, 32 A
A 16A fuse is sufficient for less demanding production

Suitable chip extractor: 4 kW



Feed

Standard: 3-15 m/min

Cutter heads PH360

Top horizontal cutter

Diameter: 88 mm
Width: 510 mm
Power: 5.5 kW (7,5 Hp)
Rotational speed: 6000 rpm
Take-off when planing: 0-8 mm
Profile protrusion: Max. 20 mm

Rotational speed: 6000 rpm
Take-off when planing: 0-8 mm
Take-off moulding: Max. 10 mm (groove milling: 15 mm)

Bottom horizontal cutter

Diameter: 72 mm
Width: 410 mm
power: 4 kW (5.5Hp)

Side cutters

Spindle diameter: 30 mm
Cutter height: Max. 130 mm
Diameter: Max. 140 mm
Power: 3 kW
Rotational speed: 6000 rpm

LOGOSOL PH365 Five-cutter planer/moulder

Unique planer/moulder with a fifth cutter

You can find product videos, manuals and handbooks on LOGOSOL's website. All our products can be ordered from our e-store.

With the LOGOSOL PH365 you can produce complex profiles in one operation. For example, you can produce material for window manufacturing. This machine is the large four-sided planer/moulder PH360 that has been equipped with a unique fifth cutter. This cutter unit is developed from LOGOSOL's vertical milling machine MF30. It differs from everything else on the market by being able to be tilted through 270 degrees. This means that you can machine the workpiece from below, from the side or from above. You work efficiently with quick settings!

The fifth cutter head can be tilted through 270 degrees.

Can be equipped with high-speed spindle for end mills.



30 mm spindle shafts, a wide range of sanding and brushing tools. Quick settings.

Big vision panel in the cover. Easy to monitor the process.

Exact setting. Clear scales with 0.1 mm steps.

Separate motor for each cutter. You can do complex processing with all sorts of wood!



Timbe dimensions PH365

4-sided machining	Planing
Width: 360 mm	Width: 510 mm
Height: 10 to 150 mm	Height: 230 mm

2-sided machining
Width: 410 mm
Height: 10 to 230 mm



7537-000-0005	PH365, incl. variable feed 3-15 m/min	
	Only the fifth cutter, optional attachment for the PH360	

Included when buying a PH365

- ✓ Planing knives in all cutters
- ✓ Setting block for planing knives
- ✓ In- and out-feed tables
- ✓ Toolkit
- ✓ Spacers

A machine of possibilities

For the LOGOSOL PH365 there are a wide range of endmills, brushes and sanding rollers. Ideal when you want to have an extra fine result.

- ✓ Polishing for a perfect surface finish.
- ✓ Brushing
- ✓ Endmilling
- ✓ Sanding
- ✓ Roughening surfaces before painting.
- ✓ Moulding with very deep profile (up to 50 mm).



Angled tongue and groove is a speciality of the PH365.



The only limit is your imagination when it comes to what you can do.



Efficient machining of house timber up to 6".

LOGOSOL PH365 Five-cutter planer/moulder

Special processing for customers with high standards



Large groove cutter

The picture shows how you can make an angled groove at the same time as all four sides are machined. Straight cutter for making grooves as well as narrow tenons and mortises. Sizes: 4,6,8,10 or 12 mm. Max. protrusion: 35 mm.

WP50108



Groove cutter

Groove cutter for milling grooves. Available in different diameters and with short or long shank length. See the entire range in our Tool Catalogue.

911.050.11



Sanding cylinder

A sanding roller for vertical milling. Comes with two 80-grain, two 100-grain and one 120-grain.

45000



Cutter with indexable knives

Helical milling cutter with indexable knives. The knives last longer and the surface becomes smoother.

Diameter: 80 mm / Width: 120 mm / Number of knives: 18

080,120,030



Groove cutter (windowsills)

Perfect for milling grooves for windowsills, for example. Diameter: 100 mm. Width: 1 mm.

WP52101



Ogee cutter

For quarter-round milling and profile milling. It is fitted with base blade and can accordingly be used for ornamental grooves.

927.050.11



Starter package moulding knives

This package with moulding knives enables you to produce a wide range of profiles. **Read more on page 6.**

TB90-008



Easily find your machine tools on logosol.com

On www.logosol.com there is a search feature where you easily find tools for your machine. You are also welcome to call us on +46 (0)611-182 85.

LOGOSOL PH365 Five-cutter planer/moulder



Make your own windows!

MF30 Window package

You can make quality windows of heart pine. **The package includes:** Groove cutter, safety cutter head 140 mm, 4 pairs of moulding knives with limiters.



TB90-FÖNST

Unleash your creativity!



Windows, furniture, toys...

With the LOGOSOL PH365 there are endless possibilities of processing wood. Furniture, toys and other woodwork. What will be your first job?

LOGOSOL TOOLBOX 2011/2012
MACHINE TOOLS FOR WOODPROCESSING

Here you will find all tools!

You will find all cutter heads, circular sawblades, gibs and planing and moulding knives in the tool catalogue. Available for free download on LOGOSOL's website.

FREE DOWNLOAD!

Remember that most of the tools for the Multimill MF30 also fit the five-cutter planer/moulder PH365!



Technical data: PH365

Dimensions and weight

Length: 3660 mm
Width: 1125 mm
Height: 1430 mm
Weight: 1000 kg

Feed

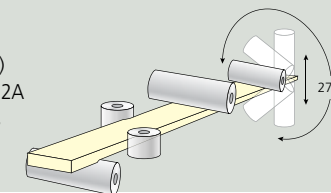
Standard: 3-15 m/min

Chip management

Suitable chip extractor: 4 kW

Electrical system

Total output: 19.25 kW (26 hp)
Electr. connection: 3-phase, 400V, 32A
A 20A fuse is sufficient for less demanding production.



Cutter heads PH365

Top horizontal cutter

Diameter: 88 mm
Width: 510 mm
Power: 5.5 kW (7.5 Hp)
Rotational speed: 6000 rpm
Take-off when planing:
0-8 mm
Profile protrusion: Max. 20 mm

Take-off when moulding:
Max. 10 mm
(Groove milling: 15 mm)

Side cutters

Spindle diameter: 30 mm
Cutter height: Max. 130 mm
Diameter: Max. 140 mm
Power: 3 kW
Rotational speed: 6000 rpm

Bottom horizontal cutter

Diameter: 72 mm
Width: 410 mm
Power: 4 kW (5.5Hp)
Rotational speed: 6000 rpm
Take-off when planing:
0-8 mm

Fifth cutter

Adjustable angle, 270 degrees
Spindle diameter: 30 mm
Output: 3 kW
Rot. speed: 3000, 6000, 9000 rpm

CUTTING TOOLS Planer/moulders

Cutter heads & knives for Logosol's planer/moulders

All of LOGOSOL's planer/moulders are equipped with TB90 cutter heads. We have a wide range of moulding knives, special and standard. In the PH260 you can add one more cutter for profiles up to 100 mm. In the PH360/365 you can use cutter heads that are up to 130 mm.

✓ All our TB90 cutter heads can be equipped with 40, 50 and 60 mm wide knives.

✓ The knives are easily and safely mounted in the cutter head on pins that prevent the knives from coming loose and ensure that they are accurately installed.

✓ All of our knives have the same zero point, which means that you can replace them without having to change the settings of the machine.

✓ TB90 är staplingsbar. Ett par stift låser kuttrarna i läge.

CUTTER HEADS – SIDE CUTTER



More knives
give a finer
surface!

Universal cutter head TB90

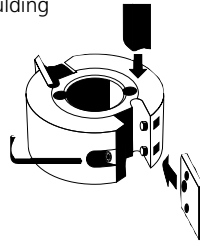
Two cutter heads can be fitted with one on top of the other. Gibs and 50 mm planing knives are included.

7000-000-9092	Two-knife side cutter	
7000-000-9094	Four-knife side cutter	

Tools for the side cutters/vertical cutters

KNIVES FOR THE SIDE CUTTERS

The side cutter heads come equipped with planing knives. Suitable for moulding knives that are 40, 50 and 60 mm wide.



When you order moulding knives from Logosol they are suited to our machines. This means that no readjustments of planing knives or fences are needed when you change profile.

Planing knives for the side cutters

Sharpenable planing knives of two qualities. Choose HSS for normal planing and HM for more demanding material.

Width	HSS	HM
50 mm 9500-16		
60 mm 9600-16		

Moulding knives for the side cutters

Sharpenable moulding knives of two qualities. Choose HSS for normal machining and HM for more demanding material. The rear edges of the side cutter knives are rounded all the way. In our illustrations all these knives are presented standing vertically. The holes are further away from the edge than on the knives for the top and bottom cutter heads.

Width	HSS	HM
40 mm		
50 mm		
60 mm		

Cutter head TB912, 2 knives

Cutter head with slots for two knives, height 120 mm. When you want to plane or mould really thick workpieces.



COMPATIBLE WITH PH360, DH410

TB912-92



Cutter head M90, 4 knives

Extra high side cutters. Gibs and planing knives are included. Can also be equipped with moulding knives. Suitable for log house timber, D-log (timber with rounded exterior side) and wide profiles. Flexible setting: planing knives and moulding knives, or two different moulding knives can be combined overlapping. With a spindle extension this cutter head can also be used in the PH260.

	Width	Price
M90 (till PH260)	100 mm	
M90 (till PH360/365)	130 mm	
M90 (till PH360/365)	160 mm	

Cutter head for serrated back knives

A knife protrusion more than 25 mm require thicker knives and another type of cutter head. Here, the knives are held in place by grooves. The serrated back knives from Toolbox are 8 mm thick. They are available in several different sizes, both for Logosol's standard profiles and custom-made profiles.



Cutter head for serrated back knives, 80 mm



You can also produce beams of large dimensions!

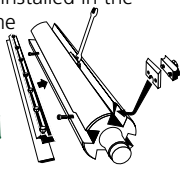
CUTTING TOOLS Planer/moulders

Tools for the top and bottom cutters/horizontal cutters

KNIVES FOR THE TOP & BOTTOM CUTTERS

The top and bottom cutters are installed in the machines from Logosol and come equipped with planing knives. You can also mount moulding knives in these cutter heads.

Cutter heads installed in the machine



PLANING KNIVES

For top and bottom cutters

Sharpenable planing knives of two qualities. Choose HSS for normal planing and HM for more demanding material, such as teak. (HM quality: 7000-003)

Item no.	MM	HSS	HM
7000-002-8510	510		
7000-002-8410	410		
7000-002-8330	330		
7000-002-8300	300		

INDEXABLE INSERTS

For top and bottom cutters

Extra durable knives of High Speed Steel (HSS). Indexable, not sharpenable. Equip your planer with indexable inserts as planing knives when you need to change to sharp knives quickly, without sharpening or resetting.

12410	2 HSS indexable inserts 410(L) x12(W)x1,5(H) mm, top cutter	
25410	2 adaptors for indexable inserts, 410mm, top cutter	
7000-004-2300	2 HSS indexable inserts 300x12 (W)x1.5(H) mm, bottom cutter	
7001-000-0090	2 adaptors for indexable inserts, 300 mm, bottom c.	

MOULDING KNIVES TOP & BOTTOM CUTTERS

Sharpenable moulding knives of two qualities. Choose HSS for normal machining and HM for more demanding material. The rear edges of the top and bottom knives are straight. In our illustrations all these knives are presented lying horizontally. The holes are closer to the edge than on the knives for the side cutters.

Width	HSS	HM
40 mm		
50 mm		
60 mm		
100 mm only for top cutter		
130 mm only for top cutter		

Pick and choose from 100s of moulding knives on logosol.com

- ✓ All types of mouldings
- ✓ All types of casing
- ✓ Different kinds of bevelling
- ✓ Indoor panelling
- ✓ Exterior cladding
- ✓ Material for a hot tub
- ✓ Sauna panelling
- ✓ Round rods
- ✓ Joists & decking
- ✓ Tongue & groove
- ✓ Custom knives

You can find a variety of different moulding knives later in this brochure.



Knife gibs

The knife gibs are used for securing the knives in the cutter head. For the side cutter knives there are flat gibs installed in the cutter head when you buy the machine. When you install moulding knives in the top and bottom cutters you use some of the gibs below.

Knife gib, Standard

For installing moulding knives in the top and bottom cutters of Moretens/Logosol's planer/moulders. PH360: only for the bottom cutter. They come in pairs.



COMPATIBLE WITH PH260, PH360

7000-000-9502 Standard, price/pair

Knife gib, PH360

For installing TB90 knives in the top cutters of Logosol PH360 and PH365. They come in pairs.



COMPATIBLE WITH PH360, PH365

KIL360-048

Adjustable gib

Adjustable gib, which enables you to adjust the knife +/- 2 mm i vertically. They come in pairs.



COMPATIBLE WITH PH260, PH360, PH365

7000-000-9506 Adjustable, price/pair

Thin gib

Thin gib, which enables you to install 5.5 mm thick knives in the top and bottom cutters of Logosol PH260.



COMPATIBLE WITH PH260

7000-000-9508 Thin gib, price/pair

Welcome as a moulding specialist

Is it time to start your own business? Or do you want to develop the business you have today?

With a planer/moulder from Logosol great opportunities open up for your business in woodworking. An unlimited selection of mouldings and panelling makes you the ideal supplier of planed and moulded material.

✓ You will be able to offer your customers fashionable mouldings, completely new self-designed profiles and much more.

✓ You can saw and refine timber from the local forest.

✓ You will be able to offer timber products for restorations and renovations of old houses. All you need from your customer is a piece of an old wood profile – from that piece we can help you make knives so you can start production and begin delivering.

There are many people all over the world that run companies with a planer/moulder from Logosol as an important constituent of the business. We are happy to be a part of this as a supplier and partner in these businesses. Time after time we hear about companies that quickly have earned back their investments, and today are successfully run.

We are happy to be of service with tips and advice, no matter if it concerns entrepreneurship or specific questions about tools and machines.



Knives for joists

Planed timber is better than unplanned. Timber that is used for construction and other projects is almost always planed to get exact dimensions and a fine surface. There are great demands for machined joists. When can you start delivering?



Different tools/methods for joists

Get started quickly

KNIVES FOR JOISTS IN THE STARTER PACKAGE

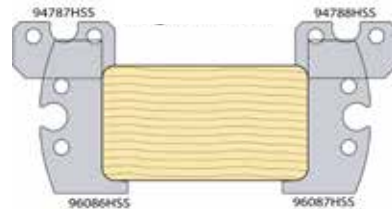
Knives for the following profiles are included in the Starter Package

The knives included in the starter packages can be combined into many different profiles.

Width (PH260): Up to 260 mm

Width (PH360): Up to 360 mm

height: Up to 60 mm



Straight edge



Bevelled edge



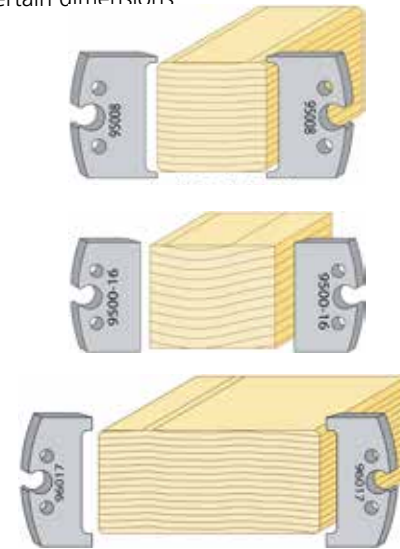
Rounded edge



For certain dimensions

SEPARATE KNIVES

if you are going to machine a lot of timber of the same sort it can be worth buying some extra side-cutter knives separately for these certain dimensions



Large volumes quickly!

45x95 mm joists are perhaps the most common building material in the building trade and most likely a best-seller in your business.

With a planer from LOGOSOL you machine 12 metres a minute. Thus, 3.6 cubic metres unplanned timber can be machined into 720 linear metres of 45x95 mm joists in an hour.

Higher durability

SERRATED BACK KNIVES

The more professional you get, the more relevant it becomes to have serrated back knives. These have a longer life and can be sharpened many times.

Tip for streamlining

If you do not want to invest in a solid cutter head, it can be worth buying cutter heads for the most frequently used knives.

Independent of dimension

JOIST CUTTER HEAD

Cutter head set for joists and decking, 3 mm radius, adjustable. With rounded edge. Cutter head set of 2 parts, adjustable between 19 mm and 50 mm by means of included spacer rings.



WP50903



CUTTING TOOLS Planer/moulders

Knives for making house timber

Category

HOUSE TIMBER

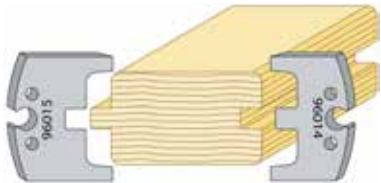
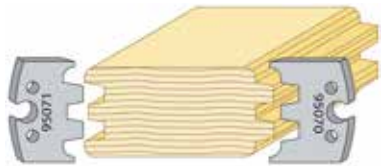
Category

DECKING

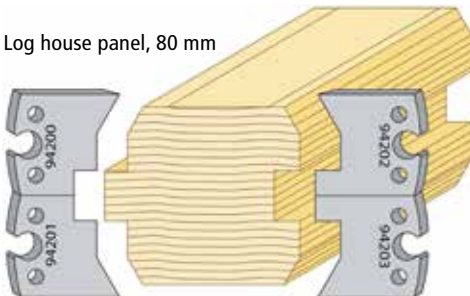
Great possibilities - house production with a planer/moulder from Logosol

D-LOG HOUSE PACKAGE

A set of 5 knives for a house timber profile with rounded exterior side. With the PH360 you can machine width up to 360 mm and height up to 150 mm (130 mm on the sides and 150 mm on the top of the rounding).

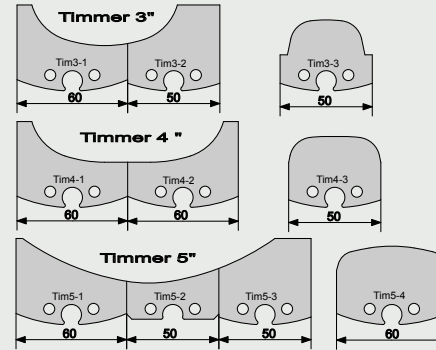


Log house panel, 80 mm



HOUSE TIMBER

With a M90 cutter head you can machine timber beams that are up to 5" with your PH360.



With 130 mm cutter head!

PLANE GLULAM BEAMS


Due to the great capacity of the LOGOSOL planer/moulders, they are ideal for planing glulam beams of wide dimensions.



We are experts at small-scale wood processing. Call us and we'll tell you more!

Decking timber of all possible dimensions

DECKING TIMBER



Make decking timber for your terrace!



Terrace with wood feeling

When you plane and mould yourself, you get environmentally friendly decking timber of high quality and durability. Building on site at the customer's can become a profitable activity if you are thinking of starting your own business.

CUTTING TOOLS Planer/moulders

Knives for tongue & groove

A very common application for four-sided planer/moulders is production of tongue and groove (T&G) timber. The groove is usually a few tenths of a millimetre wider than the tongue to facilitate joining them together.



T&G CUTTER HEAD SET

Suitable for professional machining of large amounts of T&G boards (for roofing, as an example). Width of the tongue is 6 mm.



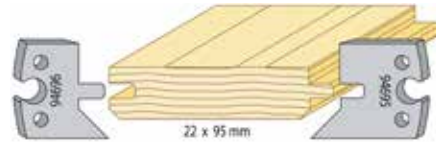
WP51502	Groove cutter	
WP51501	Tongue cutter	

A selection of moulding knives for T&G timber


DOUBLE-BEVELLED T&G

T&G timber, machined on all sides, with a bevel next to both tongue and groove on one of the flat sides.

22 x 95 mm



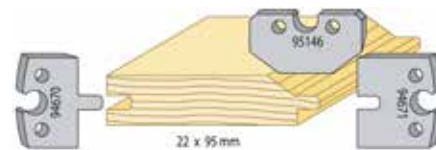
22 x 120-145 mm



SINGLE-BEVELLED T&G

T&G timber with one sawn flat side and the other sides planed, with a bevel next to the tongue on the sawn side of the board.

22 x 95 mm



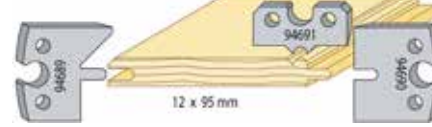
22 x 120-145 mm



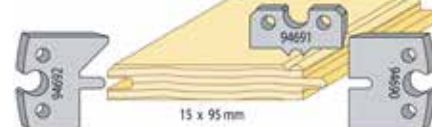
BEADED T&G

Beaded T&G is the most common profile for panelling and is used both in rustic and fashionable interior designs.

12 x 95 mm




15 x 95 mm




ROUGH EXTERIOR T&G

T&G timber with one planed flat side and one fine-sawn flat side (or planed with knives that give a surface that resembles fine-sawn timber). Used, among other things, for interior wall panelling and for roofing.


17mm (17 X 95 - 120-145 mm)



20mm (20 x 95 - 120-145 mm)



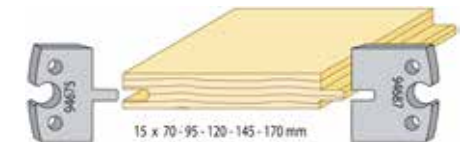
23mm (23 x 95 - 120-145 mm)




PLAIN T&G

T&G timber machined on all sides.


15 mm (15 x 70 - 95 - 120 - 145 - 170 mm)



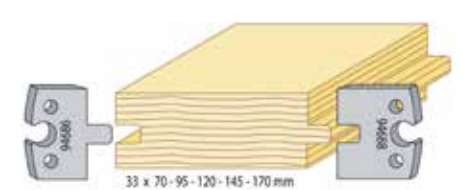
21 mm (21 x 70 - 95 - 120 - 145 - 170 mm)



27 mm (27 x 70 - 95 - 120 - 145 - 170 mm)



33 mm (33 x 70 - 95 - 120 - 145 - 170 mm)




A selection of moulding knives for T&G


PLAIN T&G, TIGHT JOINT

One flat side is slightly wider than the other, which makes a tighter joint on that side.


15 mm (15 x 70 - 95 - 120 - 145 - 170 mm)




21 mm (21 x 70 - 95 - 120 - 145 - 170 mm)



27 mm (27 x 70 - 95 - 120 - 145 - 170 mm)



33 mm (33 x 70 - 95 - 120 - 145 - 170 mm)



Machining really large joists and beams



LARGE DIMENSIONS

PH260 Model 3

By making full use of the capability to mould with the top and bottom cutter, you can increase the maximum workpiece height to 120 mm.

The combined knives consist of
 4 pairs of side-cutter knives 9600-16HSS,
 2 pairs of bottom-cutter knives 94788HSS
 2 pairs of top-cutter knives 9484-1
 4 TB90 cutter heads with 10 mm spacer rings between the cutter heads.

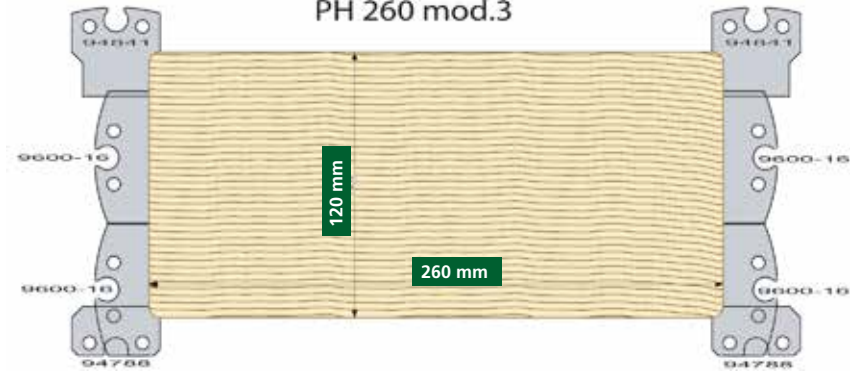
PH360

Use the cutter head TB912-01347, which is 120 mm high, together with 130 mm planing knives. Use the same bottom and top knives as in the concept image. The max. height of a beam made in the PH360 is then approx. 150 mm.


Increase the maximum height!



PH 260 mod.3



PH 360



CUTTING TOOLS Planer/moulders

Knives for making floorboards

Manufacturing floorboards requires good raw material, the right equipment and a great deal of skills. When you have made a beautiful wood floor you have multiplied the value of the timber. You have chosen the right raw material, you have succeeded in drying the timber down to a moisture content of approx. ca 8 %, you have machined the material with exact precision, and you have chosen a finish suitable for the environment the flooring will be in for decades. Logosol has many customers that manufactures flooring, everything from simple flooring for barns and outbuildings, to real masterpieces as regards aesthetics and function.



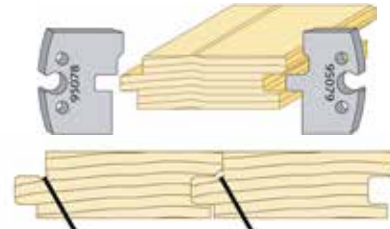
A planed dream floor!

Many people dream of a real pine floor made of wide, wedge-shaped boards, treated with linseed oil soap. Björn Einarsson was not satisfied with just dreaming. He sawed and planed his own flooring, which is now put down in his kitchen. The widest board is over 400 mm at the root end, and that and that takes a special planer/moulder. However, Björn has the right equipment, a Logosol PH360 four-sided planer/moulder.

Methods and knives for flooring

Floorboards with the Logosol method

Logosol's method for machining floorboards originates from an article Bengt-Olov Byström found in a magazine for woodworking a couple of years ago. We think this method gives a superior profile. It is easy to join the tongue and groove together, all edges are bevelled, and there is room for a nail or a screw. You can also have a bevelled edge between the floorboards. You couldn't wish for more!




Eco-labelled timber gives added value

An increased demand for eco-labelled timber can become an important niche for your business. The world's first wood flooring with double eco-labelling is machined in a PH260 in cooperation with the flooring manufacturer Kährs. "Here we have an amazing story that gives our flooring added value", says Environmental Ambassador Bruce Uhler.

Make board end T&Gs with MF30

You can only get real wood feeling from a solid wood floor. Now you can make the flooring yourself with Logosol's new system for board end T&Gs and the Sauno wood kiln for small-scale wood processing.

You need a stop and moulding knives for end T&Gs installed in a machine with a sliding table, like the MF30. The ends of the floorboards are machined in pairs. When both boards are equally bevelled the end-matching is perfect.



The small protrusion makes a bevel at the board end.



To make wood flooring with the MF30 you install Logosol's special stop and moulding knives for board end T&Gs.

Using quick clamps, you mill two boards at a time. The top sides are put together facing each other.



In one operation you mill both boards. One gets a tongue, the other a groove. The knives also give a small bevel on the top edges.

The result is floorboards with perfect end-matching that you can have both for your own consumption and for selling!

- Safety cutter head
- Safety knives for making tongues
- Safety knives for making grooves
- Side clamp

Call us for more info and prices!

Knives for making panelling

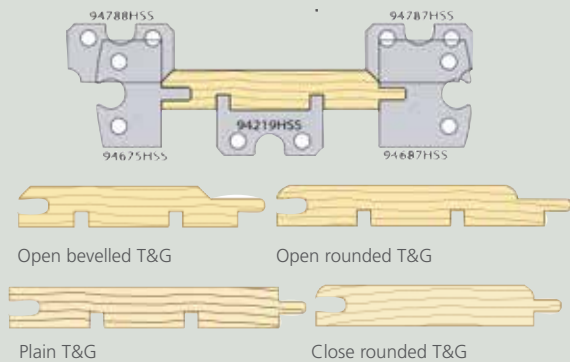
Skirting boards, cornices and panelling are details that add the most to the total impression of a room.

It is important that you machine your mouldings from knot-free timber and that they have completely dried before you put them up. It is a good idea to let the mouldings lie in the room for a while to make them acclimatize.



Be trendy with indoor panelling!

Knives for the following profiles are included in the starter packages for the planer/moulders.



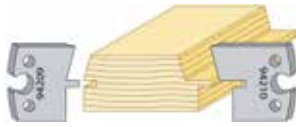
A selection of moulding knives for panelling – everything is possible!

EXTERNAL CLADDING

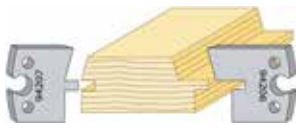
Bevel lap cladding



Bevelled T&G cladding, 3 mm groove



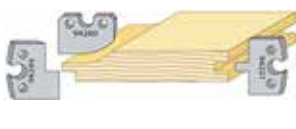
Bevelled T&G cladding, 5 mm groove



Rounded T&G cladding



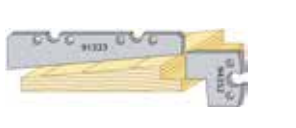
Cove T&G cladding



Log cabin cladding



Weatherboarding



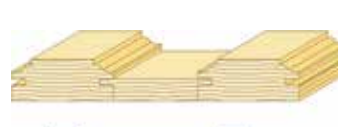
Log house cladding, 50 mm



Log house cladding, 80 mm



Norwegian cladding, swan neck

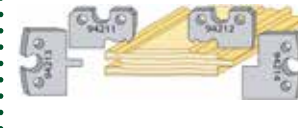


Norwegian cladding, cove

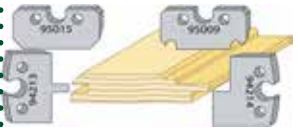


INDOOR PANELLING

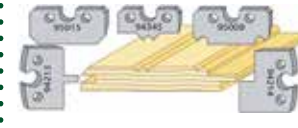
Swedish Mora style



Beaded T&G panelling



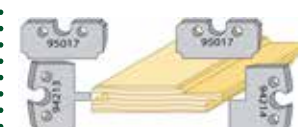
Beaded T&G with centre profile



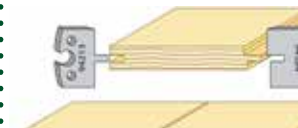
Large-beaded T&G panelling



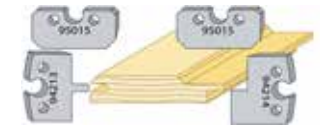
Rounded panelling



Plain ceiling panelling



Bevelled T&G panelling



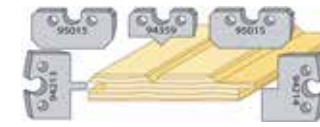
45 ° Bevelled T&G panelling



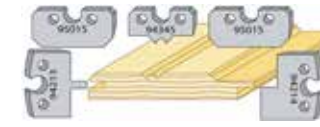
45 ° Double bevelled T&G panelling



Bevelled T&G with centre profile



Bevelled T&G with centre profile 2



Bevelled T&G panelling



CUTTING TOOLS Planer/moulders

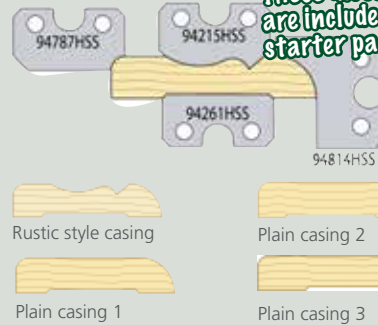
Knives for making casings

Casing mouldings are the mouldings you see around doors and windows. They add a lot to the look of an entrance or a window.

New casings! An easy way to renew your home!



Knives for the following profiles are included in the starter package for the planer/moulders.

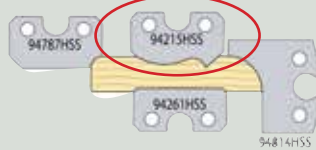


These moulding knives are included in the starter package

Tip! Get more out of the knives

Knife combinations from the starter package for the planer/moulders. Change knives in the top cutter (circled in red) and create a variety of profiles for your mouldings. Examples below:

Change the knife in the top cutter...



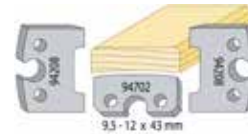
...to one of these, for instance, and get a completely new design for your moulding.



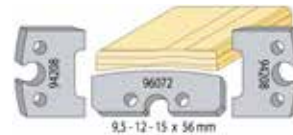
A selection of moulding knives for casings – everything is possible!

PLAIN CASING

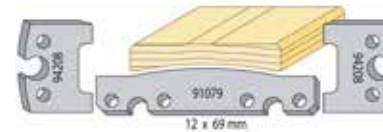
9,5/12x43 mm.



9,5 -12-15 x 56 mm

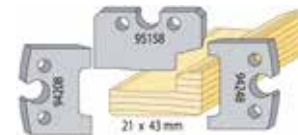


12x69 mm

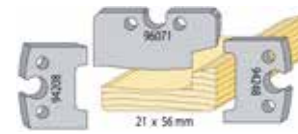


DOOR SILL MOULDINGS

43x12mm.



56x21 mm



PROFILED CASING

Log house casing



Rustic style casing



American style casing 57 mm



Swedish Backa style casing



Ogee casing 70 mm



Ogee casing 95 mm



Tip for additional sales

Offer your customer package with all material needed for a room! Ask for the dimensions and give your customer a bespoke package with flooring, mouldings and casings.

Category

CASING

LOGOSOL e-store



Safe e-shopping

Shop in the e-store at logosol.com – you closest department store for machines and tools for wood processing. Here you can see current campaigns and easily plan your purchase. Smart details, shortcuts and search functions simplify when you are placing your order. You can make secure purchases in peace and quiet in front of your computer. Come in and shop at logosol.com!

We help you get into contact with a reference customer near you!



- Web-safe applications protects your personal data.
- Your order is manually handled by a skilled seller. If you want to change your order afterwards, you can just call us.
- Create your own account. Then you can see order statistics and save items in your shopping cart for later.
- You do not have to fill in your billing or credit card details before you feel ready to make your purchase.

Find a reference customer!

We have daily contact with customers all over the world who fulfill there dreams by working with wood. Call +46 611 18285 and we will help you come in contact with a reference customer near you!

Find your cutting tools

When you know exactly what you want, you can use the search function "Find your cutting tools" in the e-store on logosol.com.



Step 1: Choose knives

Step 2: Choose dimensions

Step 3: Order your knives

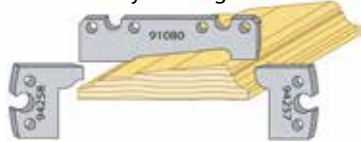
Choose what type of knife you want.

Choose dimensions for your knives

Call us or shop in the e-store. We guarantee fast delivery!

A selection of moulding knives for casings – everything is possible!


Swedish Gotland style casing



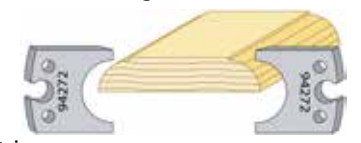
Swedish Haga style casing



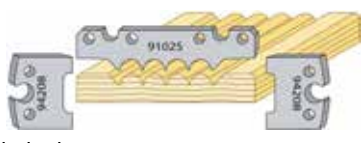
Swedish Halland style casing



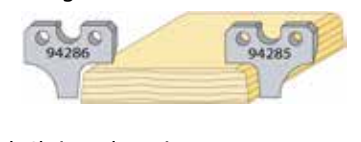
Quarter-round casing



Door trim



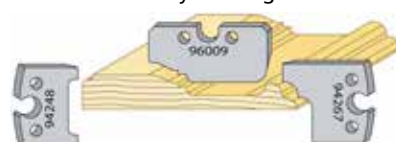
Rounded edges



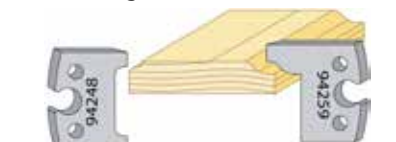
Swedish Skriö style casing



Swedish Stockholm style casing



Swan neck casing



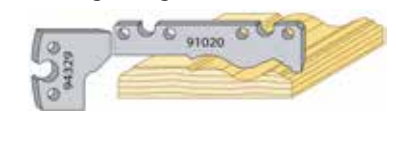
Swedish Sättra style casing



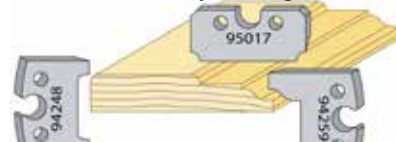
Swedish Backa style casing



Villa Frimodig casing



Swedish Gammelstad style casing



CUTTING TOOLS Planer/moulders

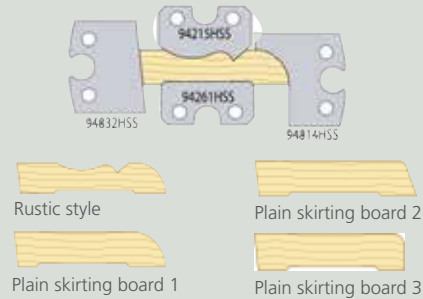
Knives for making skirting boards

A new nice and new skirting board serves as a frame for your floor.



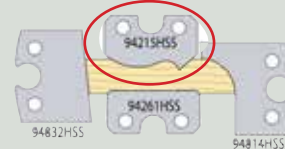
Remember that you can place the moulding knives in different ways! By changing the position of the moulding knives you can create completely new profiles with the same knives.

Knives for the following profiles are included in the starter package for the planer/moulders.

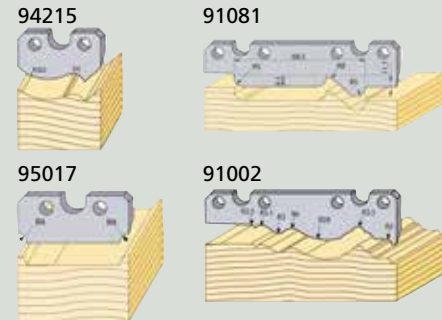


Tip! Get more out of the knives

Knife combinations from the starter package for the planer/moulders. Change knives in the top cutter (circled in red) and create a variety of profiles for your mouldings. Examples below: **Change the knife in the top cutter...**

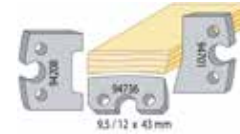


...to one of these, for instance, and get a completely new design for your moulding.

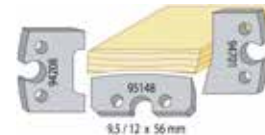


A selection of moulding knives for skirting boards – everything is possible!

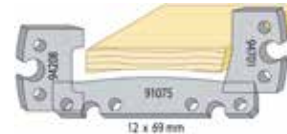
9,5/12x43 mm



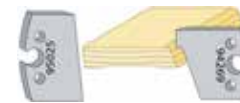
9,5/12x56 mm



12 x 69 mm



Standard



Rounded



Quarter round top



Swedish Härnösand style



Rustic style



Swedish Haga style



Swedish Gammelstad style



Swedish Stockholm style



Swedish Halland style



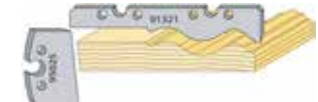
Swedish Backa style



Swedish Utby style



Villa Frimodig style



CUTTING TOOLS Planer/moulders

Knives for making cornices

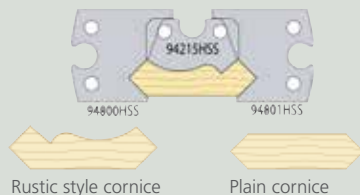
Cornices are used for covering the gap between the ceiling and the wall and for framing the ceiling in a stylish way.



By changing the knives in the top cutter you can make a variety of mouldings at a low cost.



Knives for the following profiles are included in the starter package for the planer/moulders.



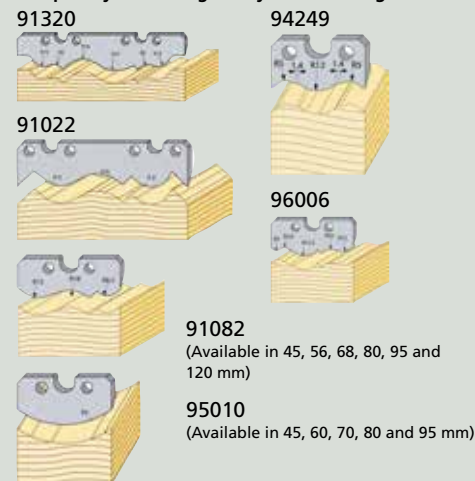
Tip! Get more out of the knives

Knife combinations from the starter package for the planer/moulders. Change knives in the top cutter (circled in red) and create a variety of profiles for your mouldings. Examples below:

Change the knife in the top cutter...



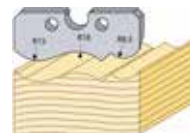
...to one of these, for instance, and get a completely new design for your moulding.



A selection of moulding knives for cornices – everything is possible!

CORNICES – SWAN NECK

Swan neck cornice 56 mm



Swan neck cornice 68 mm



Swan neck cornice 80 mm



Swan neck cornice 95 mm



CORNICES – COVE

Cove 45 mm



Hålkäl 60 mm



Cove 70 mm



Cove 95 mm




OTHER CORNICES

Swedish Backa style cornice



Villa Frimodig cornice



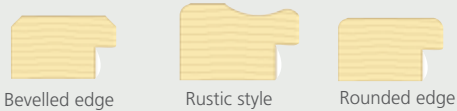
CUTTING TOOLS Planer/moulders

Knives for making other profiles

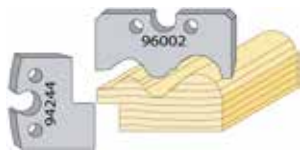
WAINSCOT MOULDINGS

Wainscot mouldings are used as lintels over dado panelling. Wainscot mouldings can be of a variety of dimensions, colours and profiles. They can also be used as an ending of other constructions with level differences.

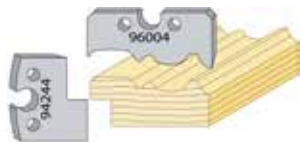
Knives for the following profiles are included in the starter package for the planer/moulders.



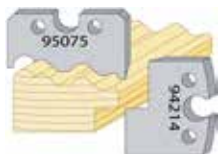
Camel back wainscot



Wainscot profile 1



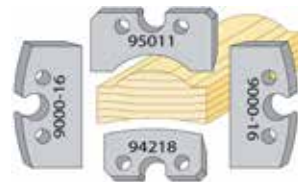
Wainscot profile 2



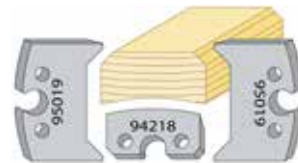
COVER MOULDINGS

The cover moulding covers the joint between two cladding boards and by this gives the facade a beautiful look.

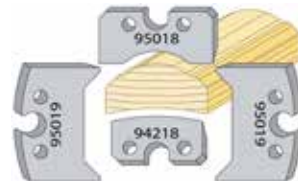
Hat top



Flat top



Round top bevel



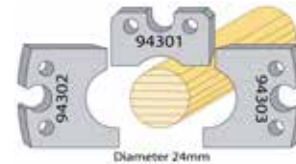
Flat top ogee



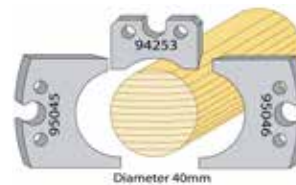
ROUND RODS

Available in the standard dimensions 12, 15, 21, 24, 27, 33, 40 and 43 mm.

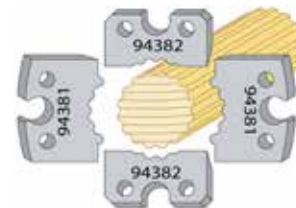
Round rod 24 mm



Round rod 40 mm



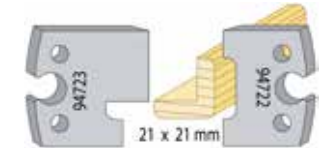
Curtain rod / dowels for log houses



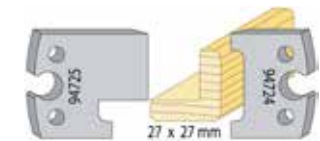
CORNER MOULDINGS

Use the corner moulding for protecting plastered corners, for instance, or to make dado panelling go around a corner.

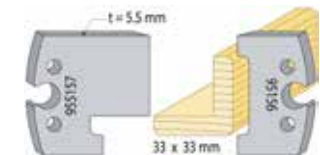
21 mm



27 mm



33 mm



Many customers buy custom knives to get exactly the same profile as the original when restoring a house.

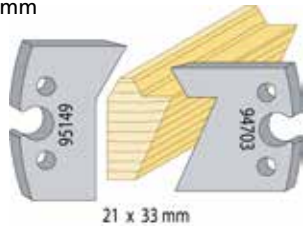
Easier mounting of moulding knives

When you order moulding knives from Logosol they are suited to our machines. This means that no readjustments of planing knives or fences are needed when you change profile.

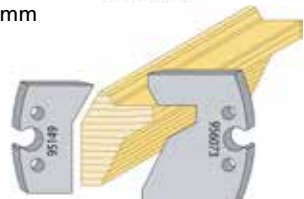
SHADOW MOUNDINGS

A shadow moulding is a type of cornice that gives the transition from wall to ceiling a characteristic look by creating a shadow effect on the ceiling.

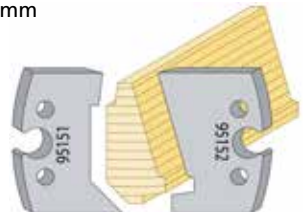
21 x 33 mm



33 x 43 mm



21 x 43 mm



QUARTER-ROUND MOUNDINGS

Quarter-round mouldings are often used at doorsteps, on table tops and in wall corners.

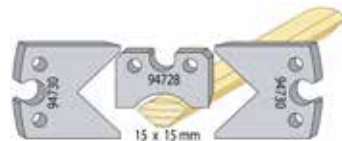
9 mm



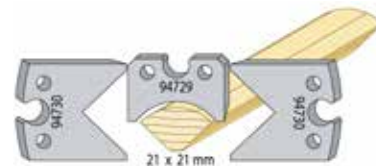
12 mm



15 mm



21 mm



... AND MUCH MORE

As you probably understand, the profiles you find here are just a selection. There are several other types of casings, cornices, skirting boards, etc. For instance we have knives for:

- ✓ Rain gutters
- ✓ Triangular mouldings
- ✓ Fillet mouldings
- ✓ Edge mouldings



Find thousands of profiles in the web store

There we have a search function for cutting tools making it easy for you to find the right knives for your machine and your requirements. Get your creative juices flowing and discover all possibilities. We are happy to help you if you have old, original mouldings you want to reproduce or if you, for instance, want to design your very own profile to give your building projects a personal touch!

An elegant way to drape a pillar



Here you find all tools!

All cutter heads, circular sawblades, knife gibs and planing and moulding knives are found in the tool catalogue. Available for free download on Logosol's website.

FREE DOWNLOAD!

Contact us, and we'll help you find exactly the profile you need!

CUTTING TOOLS Planer/moulders

Custom knives – make profiles to your customers' requirements

You have the possibility to order moulding knives custom-made according to your specifications. All CAD drawings are saved. If you order new knives, they are identical to the old ones. The manufacturing process is completely automated and begins with a CAD drawing being loaded into one of the four computerized machines. The quality is exactly the same as for the standard knives.



Worth thinking of before placing your order:

1. Choose suitable knife quality

✓ **Alloy tool steel/Carbon steel**

Stays sharp for up to 200 linear metres, or less if you machine hardwoods.

✓ **HSS 6%**

Perfect for softwoods, e.g. spruce and pine.

✓ **HSS 18%**

You should choose this when you are going to machine hardwoods, e.g. oak and beech.

✓ **Hard metal (HM)**

Suitable for demanding materials, e.g. teak and board materials.

2. Choose thickness & moulding depth

✓ **4 mm** is the most common thickness, which is suitable for most types of wood.

✓ **5.5 mm** should be used if you are going to machine tough hardwoods or deep profiles.

✓ **8 mm (serrated back knives)** for extremely hard sorts of wood or deep profile depths.

According to SS-EN874-1 the moulding depth (A) of knives for universal cutter heads must not exceed the measurements in the table below:

Thickness	HSS	HM
4 mm	21 mm	11 mm
5.5 mm	25 mm	21 mm
8 mm	25 mm	25 mm

4. Use the order form

Use our order form on next page or look at it to see what information we need to process your order as quickly as possible.

5. Name and address

Always give your name, address and phone number so we can reach you if necessary.



We draw the profile you want in a CAD program in the computer, using a sketch you made or a sample of some kind. The custom knives are delivered to you and you can begin creating with wood!



Many of our customers renovate old houses and reproduce old mouldings. We are happy to manufacture custom knives of all possible models.

MOULDING KNIVES

Custom-made

Sharpenable moulding knives of two qualities. Choose HSS for normal machining and HM for more demanding material.

Width	HSS	HM
40 mm		
50 mm		
60 mm		
100 mm		
130 mm		

PLANER/MOULDERS Accessories

CAPACITY



PH260, DH410, SH410

In- and out-feed tables

Made of steel. Follows the setting of the machine. Included when buying PH360/PH365. Price/table.

7500-000-1000	PH260 1.2 m	
7500-010-0010	DH410 1.2 m	
7202-001-0400	SH230	
7500-000-1000	SH410 1.2 m	



PH260, PH360, PH365


Pressure roller

Ball bearing for the extension table. For simpler in-feed, as you can let go of the workpiece earlier.

7536-001-0510

Warranty package into the bargain!

Buy your planer/moulder from LOGOSOL – you get a two-year warranty, a 60 day money-back guarantee and unlimited technical support into the bargain!



Extended jointing fence

A longer side fence enables you to joint-plane longer pieces with higher precision.

7502-001-0102	PH260 1300 mm	
7536-001-0505	PH360 1300 mm	
7536-001-0506	PH360 2000 mm	



FITS ALL PLANER/MOULDERS!

Metre counter

Sturdy model of cast iron. It continuously displays the number of machined metres. Fits all planer/moulders.

7500-000-1040

FITS ALL PLANER/MOULDERS!



Castor set

4 double castors that can rotate and be locked. (Not for the PH360.)

7500-000-1025

More accessories for the planer/moulders are available in the e-store, www.logosol.com

SETTING UP THE MACHINE

PH260, PH360, PH365



Setting rule

For making the side fences parallel, at the right angle, and to give the cutter the right cutting depth. It is fitted to the movable cutter with magnets, so the adjusting crank can be used for holding the rule in position during the adjustment.

7502-001-0405

Height gauge

Quick and accurate adjustment. It is used for adjusting the height of the knives in the side cutters, and also for gauging other settings in Logosol's planer/moulders and joinery machines.



WR200



FITS ALL PLANER/MOULDERS!

Magnetic adjuster

For adjusting planing knives in the top and bottom cutters.

7500-001-0050	For top cutter	
7500-001-0051	For bottom cutter	

FITS ALL PLANER/MOULDERS!

Spacers

For adjusting the height of the side cutters.



7502-001-0230

Do you want us to help you with your order? Call our knowledgeable sellers; we make sure you get the right equipment!



PH260, PH360, DH410

Setting block

For quick setting of the height of the planing knives.



7500-000-1020	PH260, DH410	
7536-001-0714	PH360, top cutter	

CIRCULAR SAWBLADES

SH230, SH410

For SH230 & SH410

Circular sawblade of hardened steel. Teeth of carbide.



7504-001-0008	SH410 225 x 35 x 2.8 mm, 16 teeth	
7200-000-1300	SH230, 180 x 48 x 2.8 mm, 14 teeth	
7200-000-1301	SH230, 180 x 48 x 4,5 mm, 14 tänder	

Playrooms for IKEA

Next time you leave your children in the playroom at IKEA, take a closer look at the fittings. Some of them have been machined in a PH260 planer/moulder equipped with in- and out-feed tables. Behind the production is ulf feldt and his joinery company Kvikckstorps Snickereri, which has made components for 150-200 IKEA playrooms all over the world.



We are experts within small-scale wood processing – call and tell us about your project plans!

GRINDERS Planer/moulders



TORMEK KNIFE GRINDER

Always sharp knives!

Now you can always plane and mould with really sharp knives! The Tormek T-7 Logosol Edition is a complete sharpening station with great capacity and precision. It is specially equipped with the Tormek Blackstone grindstone for quicker sharpening. Included are all standard T-7 accessories, such as a jig for chisels and plane blades, truing tool for the stone, stone grader, angle measurer, a DVD and a handbook on sharpening. The jigs for sharpening planing and moulding knives are also included.

Always included:

1. Blackstone grindstone. 2. Jig for planing knives. 3. Jig for moulding knives.
4. Jig for straight edges.

7010-000-1025

Jigs for the Tormek T-7 Logosol Edition



Included!

For planing knives

7010-000-1005



Included!

For moulding knives

7010-001-1012



For axes

7010-001-1014



For knives

7010-001-1011



For long knives

7010-001-1010



For scissors

7010-001-1022

This is how you order!

Call your order in on +46 (0)611-182 85 or place your order in our e-store, where you will find all our planer/moulders and accessories. You are welcome to contact us if you want us to help you with your order. LOGOSOL's knowledgeable sellers make sure that you get the equipment best suited for your project!

Bengt-Olovs best tips for starting your own business!

✓ Talk to many about your idea!

This is always more rewarding than keeping it to yourself. This way you find out if there is any interest in your products and if they are up to scratch. Many people get good ideas, but what counts is if you do something about it and have the capacity to carry it through, market it and succeed in making money on it.

✓ Start at a hobby level!

Begin gradually. Most people that start their own business in small-scale wood processing have also other jobs. The first time is important. Does your concept work? Do you sell anything? How do the customers react? Now you can find smart solutions in time!

✓ Find your customer base!

Making fantastic production calculations is easy, finding your customer base is the hard part. In other words, the problem is not to produce, but to sell. Building up a business from the bottom usually takes several years.

✓ Get yourself a good marketing method!

Logosol spreads the message of genuine joy of wood through many channels! This involves ads in magazines and newspapers, trade shows, phone contact with customers, mailings and the Internet. For the small businessman local marketing is very important. Do as Logosol, but locally:

Ads: Place a simple classified ad in the local paper once a month.

Trade fairs: Exhibit at the local fair.

Internet: Make a good website.

Customer contact: Use your mobile phone and email to keep in touch with your customers.

Collect addresses actively: With a customer list you can easily reach your customers with everything from Christmas cards to special offers.

✓ Find your own niche!

Here you have to aim at customers that want to pay a little extra. It can be something as simple as producing panelling of a bit thicker timber. But you can also try your hand at more advanced products that the industry cannot offer at all today, e.g. panelling made of locally produced hardwood.

✓ Sawing is silver, planing is golden!

Remember that it is more profitable the more processed the timber is.

✓ Believe in your idea!

In the end, the hardest part is to have the courage. You need to have the courage to stand at the local fair and show that you are good at what you do and then charge for it. Being the cheapest producer is usually not the best way to compete.



CHIP MANAGEMENT Planer/moulders

Profit from a good chip set-up

You have a lot to gain from having a good chip set-up. Your machines will work more efficiently, and you get a better end result as well as a more pleasant working environment. Another good reason is that both chips and sawdust have become products that people pay good money for, either as fuel or as litter for pet owners. Please get in touch with us if you want to adapt an installation to your particular machines, or if you are looking for more advanced systems.

RECOMMENDED FOR
SH230, MF30, MH410, H410



Chip extractor, 1.1 kW

Suitable when less wood debris is generated.

Technical data: Chip extractor 1.1 kW

Bag volume: 250 litres/bag
Intake: 125 mm (adaptor with 2x100)
Exhaust: 125 mm
Electrical connection: 1-phase 230 V
Weight: 37 kg

7000-000-2075

We know about chip handling. If you have any thoughts or questions, please contact us! Phone +46 611 18285.

FITS ALL LOGOSOL PLANER/MOULDERS



Chip hose

Strong and easy to bend. 100 and 125 mm.

7000-000-1013	3 m. 100 mm	
7000-000-1017	6 m. 100 mm	
7000-000-1019	12 m. 100 mm	
7020-001-0130	Clamp, 100 mm	
7000-000-1021	3 m. 125 mm	
7000-000-1023	6 m. 125 mm	
7020-001-0135	Clamp, 125 mm	



TIP! When large volumes of wood debris is generated, it is good to have a 2.2 kW extractor!

RECOMMENDED FOR
SH410, DH410, MH410



Chip extractor, 2.2 kW

Three sleeve couplings for hoses, 100 mm.

Technical data: Chip extractor 2.2 kW

Bag volume: 250 litres/bag
Intake: 150 mm (adaptor with 3x100 mm)
Exhaust: Installed (square)
Electrical connection: 3-phase 400 V 16A
Weight: 64 kg

7000-000-2080

RECOMMENDED FOR PH260



Chip extractor 3 kW

4 connectors. 3 for 100 mm hose and one for 125 mm hose.

Technical data: Chip extractor 3 kW

Extraction capacity: 4000 m³/hour (freeblowing)
Max. static negative pressure: 3000 mP
Bag volume: 250 litres/bag
Intake: 3x100, 1x125
Exhaust: 200 mm
Electrical connection: 3-phase 400 V 16A
Weight: 42 kg

7000-000-2130	Chip extractor 3 kW	
Price example, package	Package with extractor, cyclone, hose between (see photo)	

Higher quality gives better capacity!

- ✓ The stronger chip extractor the better.
- ✓ Place the exhaust outside if possible, to reduce the dust levels.
- ✓ Cutter shavings are much sought after as fuel or stable litter!

RECOMMENDED FOR PH360, PH365

Comes without switch box.



Chip extractor 4 kW

Also suitable for large chip set-ups in woodworking shops. Extra-high vacuum. Excl. electrical system. PH360 and PH365 have electrical system ready for connection to the extractor.

Technical data: Chip extractor 4 kW

Extraction capacity: 5500 m³/hour (freeblowing)
Max. static negative pressure: 3000 mP
Bag volume: 250 litres/bag
Intake: 250 mm
Exhaust: 250 mm
Electrical connection: 3-phase 400 V 16A
Weight: 42 kg

7000-000-2060	Chip extractor 4 kW	
Price example, package	Package with extractor, 6 branch adaptor, 2 cyclones, hose, twin branch exhaust	Price on request

About chip extractors

There are different ways of measuring extraction capacity and max. negative pressure. For that reason, it is difficult to compare chip extractors of different brands. We have tried out the right chip extractor for the right machine. If you have any questions, you are warmly welcome to contact our skilled sellers.



RECOMMENDED FOR CHIP EXTRACTOR 4 KW



6-branch adaptor

Adaptor for the 4 kW chip extractor. 5 x 100 mm + 1 x 125 mm intake. 200 mm exhaust.

7020-001-0010



Dust filter

Upgrade your chip extractor with a professional dust filter. Coarse filter of steel mesh, pleated microfilter of paper.

7805-001-0005	For 1.1 kW chip extractor	
7805-001-0010	For 2.2 kW chip extractor	

More products for chip handling are found in the e-store, www.logosol.com

CHIP MANAGEMENT



CLEAN-AIR DUST EXTRACTOR

Easy handling and optimum effect

Invest in a quiet and clean working environment.

The clean-air dust extractor RL4000 combines compact design with optimum performance. This extractor is painted in a grey tone, and it takes up minimal space in your workshop. The chip bags already stand on carts fitted with sturdy rubber castors, so when they are to be replaced, you are spared from heavy lifting.

- ✓ Gives 4 times better air quality than the approved values.
- ✓ Effectively sound isolated.
- ✓ Equipped with backwashing of filters for quick cleaning with compressed air.
- ✓ Easy operation with start and stop buttons.
- ✓ Replacement of bags without heavy lifting.
- ✓ Bags on carts fitted with rubber castors.
- ✓ Can be supplemented with automatic start and automatic cleaning of filters.

7000-000-3000	Clean-air dust extractor
7000-001-3001	Automatisk rengöring av filter

Technical data: RL4000

Motor: 3 kW
Electrical connection: 3-phase, 400 V, 16 A
Max. airflow: 4000 m³/h
Capacity at a resistance of 250 Pa: 2500m³/h
Filter area: 20 m²
Connector for hose: Ø 200 mm
Bag volume: 2x250 litres
Dimensions (width, length, height): 650x2000x1560 mm
Weight: 220 kg

WOOD DRYING

Faster drying time with Sauno

If you have the time, letting the wood dry by itself is an old, well-tried method. This is sufficient for most people. A faster way is to dry the timber in a wood drying kiln. The Sauno wood kiln gives you energy-efficient drying and a perfect result. Within a week you have dried pine ready for planing and moulding. You get less cracks and distortions compared to air dried timber. By building the cabinet yourself, the investment cost becomes low compared to other solutions.



Drying cabinet
 Dimensions: 2400x1200x600 mm



Drying unit 2 kW

Sauno VT3. Max. volume 3.5 m³.

6200-000-0003

Drying unit 4 kW

Sauno VT5. Max. volume 12.5 m³.

6200-000-0005

Drying cabinet

Complete material kit for building a drying cabinet for Sauno drying unit. Preformed boards, all fittings and building plans are included. Max. volume 1.2 m³.

6200-000-0015

Do you need a wood drying kiln?

In most cases, air drying the timber outside is the best method. But for certain purposes joinery-dry timber is required, and then you will need a wood drying kiln.

We recommend the Sauno wood drying kiln to you who:

- ✓ want to avoid that your finished products crack or warp.
- ✓ have the opportunity to get hold of slightly unusual wood types that you want to use in your joinery.
- ✓ are making doors, furniture or windows.

Measure the moisture content with Stihl

Professional moisture meter from Stihl. If you paint outside, it is vital that the timber has the right moisture content. With the moisture meter you get the answer quickly. Can also be used on cement and plaster.



0464-802-0000

LOGOSOL Ordering and delivery

Place your order the way that suits you!



E-store

Place your order on the web. You find all machines and accessories in our e-store on logosol.com.



Phone

Call +46 (0)611-18285. We receive your order by phone every weekday 8.00 am–4.00 pm (CET). Our sales-staff is not commission-based, they will make sure that you get exactly what suits you!



Chat and email

Contact us by email info@logosol.com or on our chat on logosol.com.



Mail and fax

Send your order form to Fiskaregatan 2, SE-871 33 Härnösand, SWEDEN, or fax on +46 (0)611-18289.



Visit the LOGOSOL store in Härnösand

You find the shop at LOGOSOL's headquarters in Härnösand, Sweden. If you want to see the machines in operation, just give us a call before you are coming, so we can receive you the best possible way. Besides selling our machines and accessories, we are dealers for Stihls' and Viking's entire range of products.



Find us!

Visit our premises on Fiskaregatan 2 in Härnösand, Sweden. LOGOSOL keeps open all weekdays between 8.00 am–4.00 pm. We are happy to offer you a cup of coffee if you happen to be coming this way!



Payment method

- Usually made by credit card with order.
- Or you can make a bank transfer payment direct into our account.
- Deposit of 10% taken for larger equipment with balance due on item leaving for delivery.

Do you want us to help you with your order? Call our skilled sellers; we make sure you get the right equipment!



Our low freight costs

Our freight prices are based on weight, and we usually deliver immediately ex-stock. During the peak season delivery times may be slightly longer. We do not apply any service charges.

Damage in transit

If on receipt you discover that something is missing or has been damaged in transit, you must inform the driver of this straight away. Please contact us if the carrier does not accept responsibility for the damage.



The Logosol Concept – our promise to you

Peace of mind

Logosol's peace-of-mind package provides you with a 2 year warranty and the right to return products within 2 months from date of delivery if they fail to live up to your expectations.

Quick delivery

Very speedy delivery of accessories and spare parts.

Unlimited support

Unlimited telephone support when it comes to product know-how

and product use.

Long experience

Access to over 25 years' experience as market leader in the field of small-scale timber processing.

LOGOSOL Service and warranties



Do you have a business concept within wood processing – or do you want your business to develop?

Machines from LOGOSOL are used in many successful companies and we have helped hundreds of customers to start their own businesses within small-scale wood processing. We can offer you training days, contact with reference customers, phone support and inspiring marketing materials without cost.



Easy to order custom-made

The company Lillkåge Trä has over 20 years of experience of developing and manufacturing garden cabins and customized cottages. With a four-sided planer/moulder in their assembly of machinery it has become possible to design solutions that are completely adapted for the production of their business.

“Today we have the possibility of making special solutions quickly, without stopping the production. Ordering custom-made is easy and it facilitates our manufacturing process. We just send a piece of moulding to Logosol and get the right knives sent to us,” says the owner Stig Eriksson. Read more on the website: www.solbostugan.com

Pleased with quick deliveries

Nils-Bertil Holm has been a LOGOSOL customer for many years. Today he owns a LOGOSOL Sawmill equipped with an electric saw unit and many accessories. He also has a LOGOSOL SH230 planer. “I am very pleased with both the machines and the service I get from LOGOSOL. They are always ready to help you and they are quick to deliver the right products when I need them,” says Nils-Bertil Holm, who lives in southern Sweden.

Examples of business concepts

Sawmills

Advanced tree felling and special sawing.

Joinery

Create unique wood products of local raw material.

Planer/moulders

Take up profiles from the closed-down local planing and moulding mill.

Industry

Get higher capacity with your own production line.

2-year warranty

Applies to all of our machines. The warranty covers manufacturing defects and problems that have occurred during normal use of the products. Exceptions to the warranty are consumable items such as belts, guide bars and saw chains.



2-month money back guarantee

Applies to all of our machines. This means that you can try the machine before deciding. Saw, plane or mould a good deal of timber, we are not afraid of taking back a machine with a little sawdust on it. You pay for the used cutting tools and the costs of return shipping, but that's all.



Service and support

As a LOGOSOL customer you get unlimited phone support. Skilled technicians answer your questions by phone every weekday from 8.00 am to 4.00 pm. You can also receive support via email or the chat service on our website.







Make your own mouldings and panelling!



Profitable processing for your own consumption & for selling



Plan your business with LOGOSOL – we have the machines and the tools you need!





Sawmills



Planer/moulders



Joinery machines



Industrial machines

 **LOGOSOL**

Item no: 0455-000-2020

Logosol AB, Fiskaregatan 2, 871 33 Härnösand, SWEDEN
Phone +46 (0)611-182 85 • www.logosol.com